Electrical Engineering and Electronics

Learning Solutions Catalog 2025/2026

FESTO



Table of contents

Magazine

Welcome M6

Trending topics M8

Renewable Energy M12
Grid Modernization M14
Energy Conversion and Storage M16
Industrial Electric Machines M18
Embedded Electronics M20
Smart Buildings M22
Electric Automation M24

Excellence in technical education M26

Learning through competition M42

Services M46

Table of contents

Products

Electricity and Electronics

Electronics Learning System – Electeo 4
Training Packages 10

Drive Technology and Motor Control

Training Packages 38
Project Kits 54
Learning Systems 56

Electric Power Technology

Training Packages 67
Protective Relaying 92

Building System Technology

Introduction to Building System Technology 100
Building Automation 108
Lighting Systems 112
HVAC Systems 116
Electric Vehicles Infrastructure 118
Renewable Energy Systems 120

Complementary Areas of Expertise

Industrial Trades 124
Factory Automation 136
PLC Programming 140
Process Automation 142
Pneumatics and Hydraulics 144
Wind Power 146

Learning Media

Digital Learning with Festo LX 152
Software 157
Courseware 162

Magazine

Festo Didactic

At your side to prepare a skilled workforce





Dear educators and instructors,

Thank you for your interest in our learning solutions and for considering Festo Didactic as a partner for your technical education and training projects.

Your commitment to imparting knowledge and fostering skills in electrical engineering and electronics is paramount, equipping the workforce of today and tomorrow with the electrical expertise needed to thrive in a wide range of occupations.

We strive to optimize your educational investments in vocational or technical schools, universities, and industrial training centers with world-class solutions and services.

We encourage you to browse this catalog and explore the wealth of resources at your disposal to facilitate learning and teaching. It is divided into two sections:

The “Magazine” section provides information on a selection of current trend topics that influence skill requirements, along with details about the breadth of our services.

The “Products” section introduces our extensive range of learning solutions encompassing ready-to-use learning content, training equipment, and software tools.

Should you have any questions or require further assistance, simply reach out to us. We are here to support you every step of the way.

Wishing you a fruitful reading and many rewarding learning experiences ahead!

Your Festo Didactic Team

Trending topics
Impact on skills requirements

> From powering machines to enabling digital networks, electricity is everywhere, making electrical competence a core requirement for today's workforce.

Mathieu Plourde, P. Eng.
Head of Electrical Engineering Product Management, Festo Didactic

01

Trends

Current topics in electrical engineering education

The applications of electrical engineering are evolving rapidly, driven by technological innovation, digitalization, and the global shift toward sustainability.

These changes have a direct impact on the skills students will need in the workplace.

As a teacher, you play a pivotal role in equipping students with both strong foundational knowledge and the ability to work with emerging technologies.

Our learning solutions help you address major trends, preparing students with the skills and experience that enhance their employability.



Renewable Energy

→ Page M12



Grid Modernization

→ Page M14



Energy Conversion and Storage

→ Page M16



Industrial Electric Machines

→ Page M18



Embedded Electronics

→ **Page M20**



Smart Buildings

→ **Page M22**

Other trends shape electrical engineering and electronics education, such as:

Modular programs: Stackable microcredentials and task-oriented modules.

Lifelong learning: Online courses, short-term certifications, and industry partnerships.

Digital learning: Simulations, virtual labs, and online resources.

Soft skills: Mainly collaboration, communication, creativity, and problem-solving.

Interdisciplinary learning: Combining electrical engineering with mechanical systems, automation, cybersecurity, and software.



Electric Automation

→ **Page M24**

Festo helps you advance your training programs and stay at the forefront of industry and educational trends.

The shift to renewable energy sources, such as solar and wind power, is transforming the way electricity is generated, distributed, and utilized. For those interested in clean energy, efficiency, and sustainability, it is essential to understand these technologies. Exploring solar panels, wind turbines, and energy conversion systems provides a foundation for designing, analyzing, and optimizing renewable energy installations. Hands-on training shows how theoretical concepts apply in real-world settings.

Renewable energy education also emphasizes environmental and economic impacts, preparing learners for careers in the growing green sector. As they explore different technologies, learners develop skills in system integration, performance evaluation, and troubleshooting. These skills will equip them to tackle challenges in a low-carbon future with technical expertise and critical thinking.

Explore the following relevant learning solutions:
Solar and Wind Power Training Packages TP 8012 → Page 67
Solar Thermal Learning System → Page 120
Nacelle Wind Power Learning System → Page 146



Energy Transition

Renewable Energy

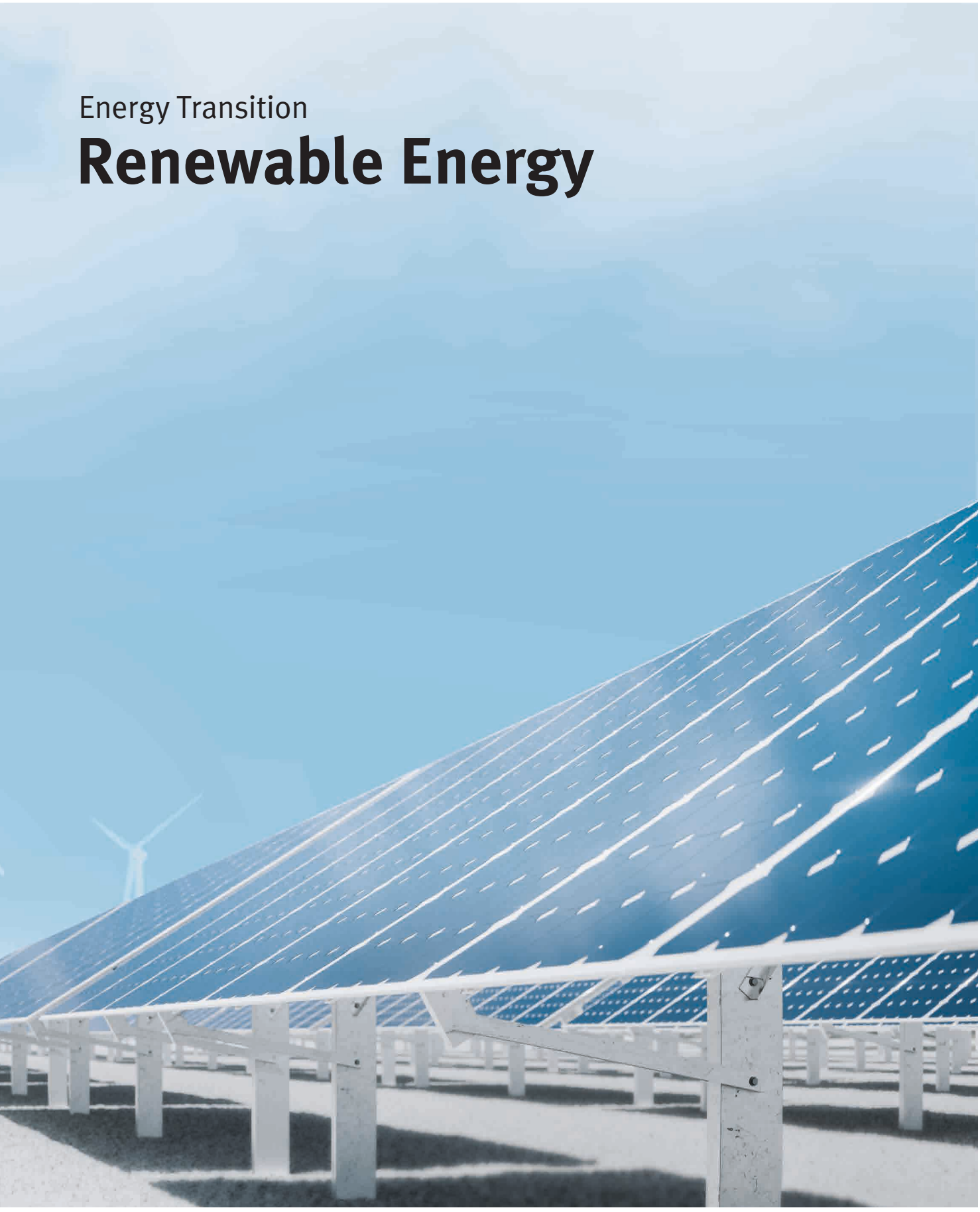



Modern power grids are becoming smarter, more decentralized, and more sustainable. These improvements increase flexibility, reliability, and efficiency. They handle diverse energy sources, variable demand, and real-time monitoring more effectively. Studying grid modernization involves learning about digital control systems, protective relays, and automation technologies that ensure reliable electricity distribution. It is also essential to understand transmission and distribution networks, voltage management, and system reliability.

Hands-on exercises allow learners to apply theoretical knowledge to practical scenarios, such as analyzing network performance, implementing protective measures, and optimizing energy flow. This combination of knowledge and practice prepares learners to contribute to resilient, intelligent, and sustainable electrical networks.

Explore the following relevant learning solutions:
Numerical Protective Relays → Page 90
Power Factor Correction TP 8016-3 → Page 83
Power Electronics TP 8015 → Page 73

Energy Transition

Grid Modernization





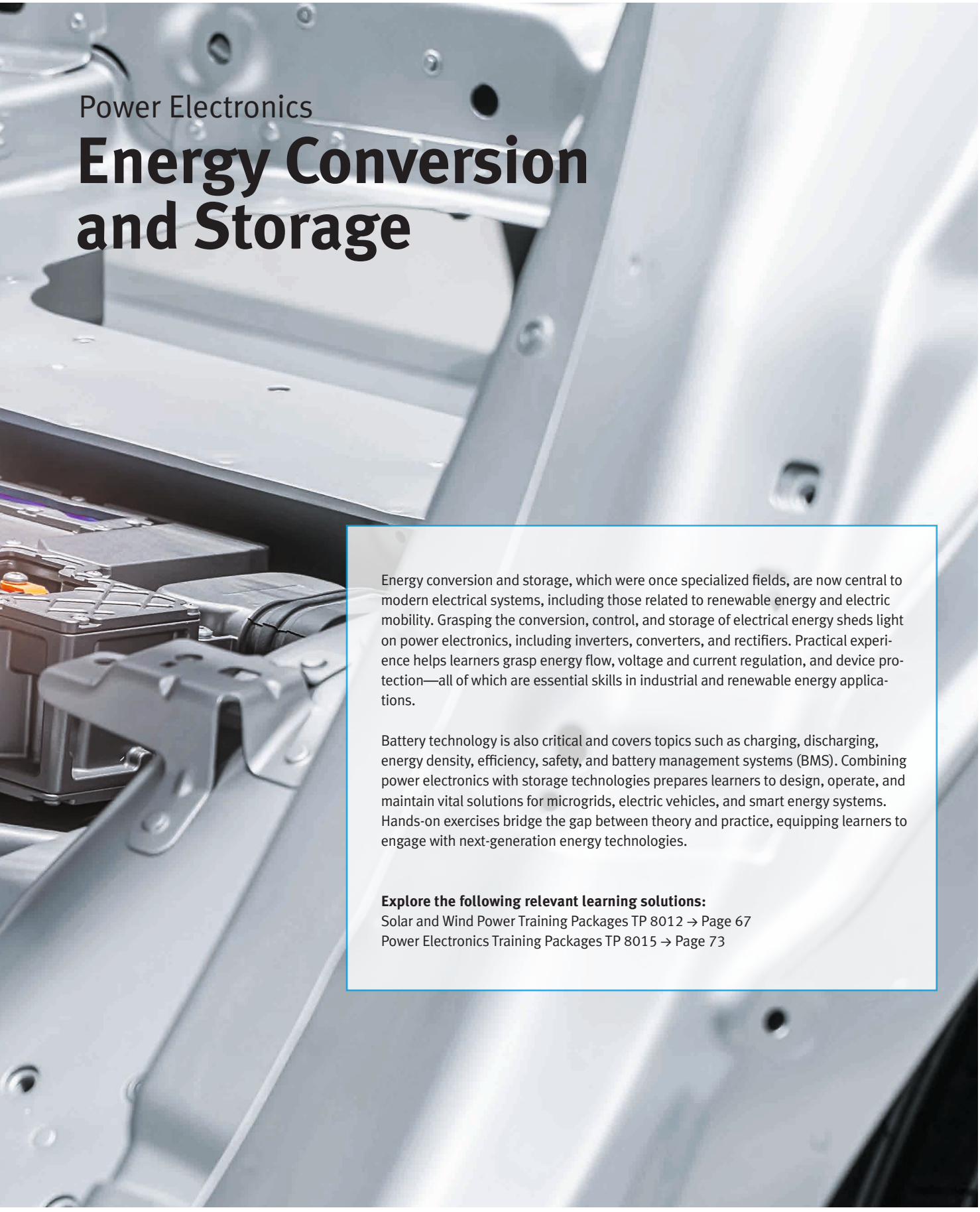

Power Electronics

Energy Conversion and Storage

Energy conversion and storage, which were once specialized fields, are now central to modern electrical systems, including those related to renewable energy and electric mobility. Grasping the conversion, control, and storage of electrical energy sheds light on power electronics, including inverters, converters, and rectifiers. Practical experience helps learners grasp energy flow, voltage and current regulation, and device protection—all of which are essential skills in industrial and renewable energy applications.

Battery technology is also critical and covers topics such as charging, discharging, energy density, efficiency, safety, and battery management systems (BMS). Combining power electronics with storage technologies prepares learners to design, operate, and maintain vital solutions for microgrids, electric vehicles, and smart energy systems. Hands-on exercises bridge the gap between theory and practice, equipping learners to engage with next-generation energy technologies.

Explore the following relevant learning solutions:
Solar and Wind Power Training Packages TP 8012 → Page 67
Power Electronics Training Packages TP 8015 → Page 73

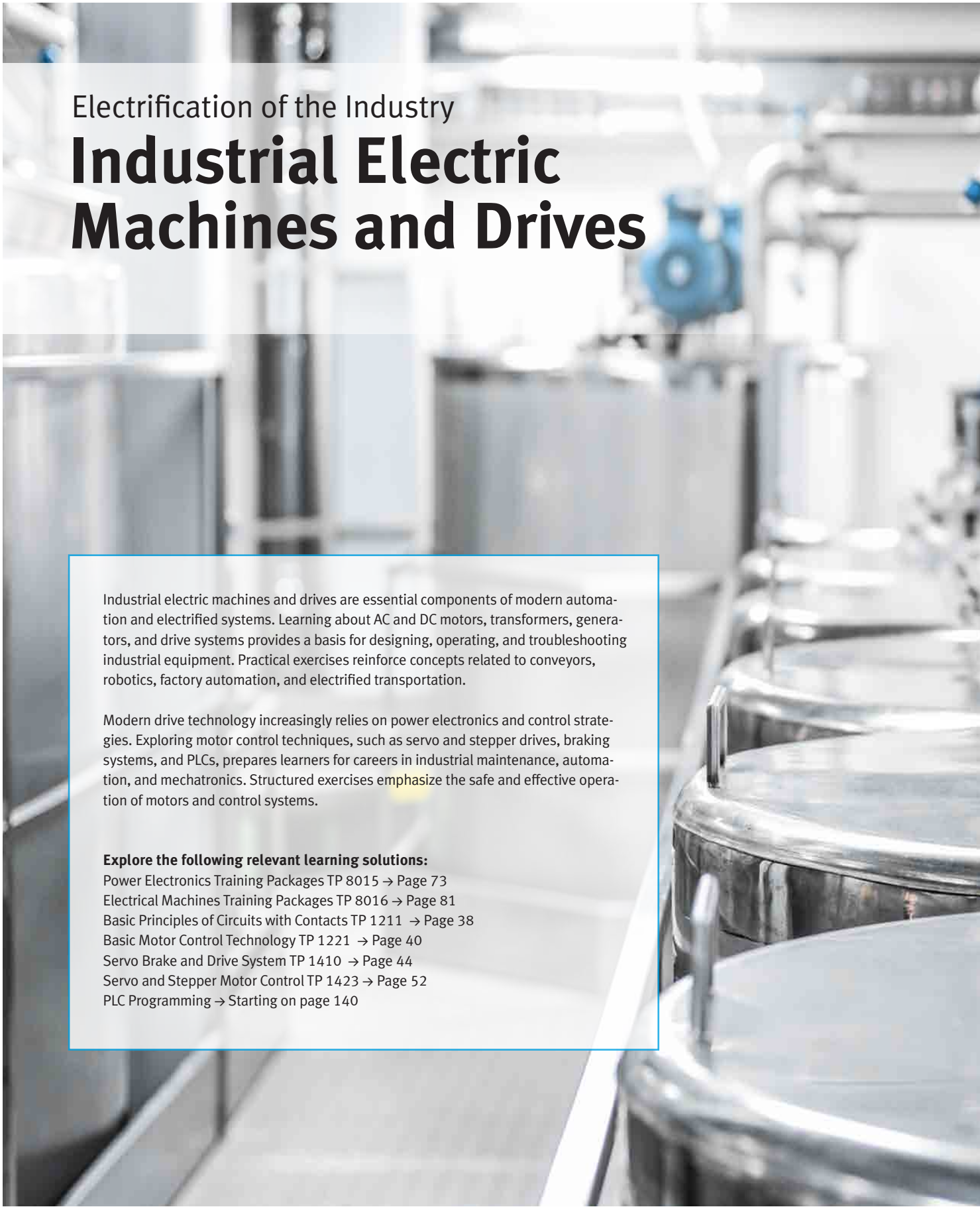

Electrification of the Industry

Industrial Electric Machines and Drives

Industrial electric machines and drives are essential components of modern automation and electrified systems. Learning about AC and DC motors, transformers, generators, and drive systems provides a basis for designing, operating, and troubleshooting industrial equipment. Practical exercises reinforce concepts related to conveyors, robotics, factory automation, and electrified transportation.

Modern drive technology increasingly relies on power electronics and control strategies. Exploring motor control techniques, such as servo and stepper drives, braking systems, and PLCs, prepares learners for careers in industrial maintenance, automation, and mechatronics. Structured exercises emphasize the safe and effective operation of motors and control systems.

Explore the following relevant learning solutions:

Power Electronics Training Packages TP 8015 → Page 73
Electrical Machines Training Packages TP 8016 → Page 81
Basic Principles of Circuits with Contacts TP 1211 → Page 38
Basic Motor Control Technology TP 1221 → Page 40
Servo Brake and Drive System TP 1410 → Page 44
Servo and Stepper Motor Control TP 1423 → Page 52
PLC Programming → Starting on page 140



Digitalization

Embedded Electronics



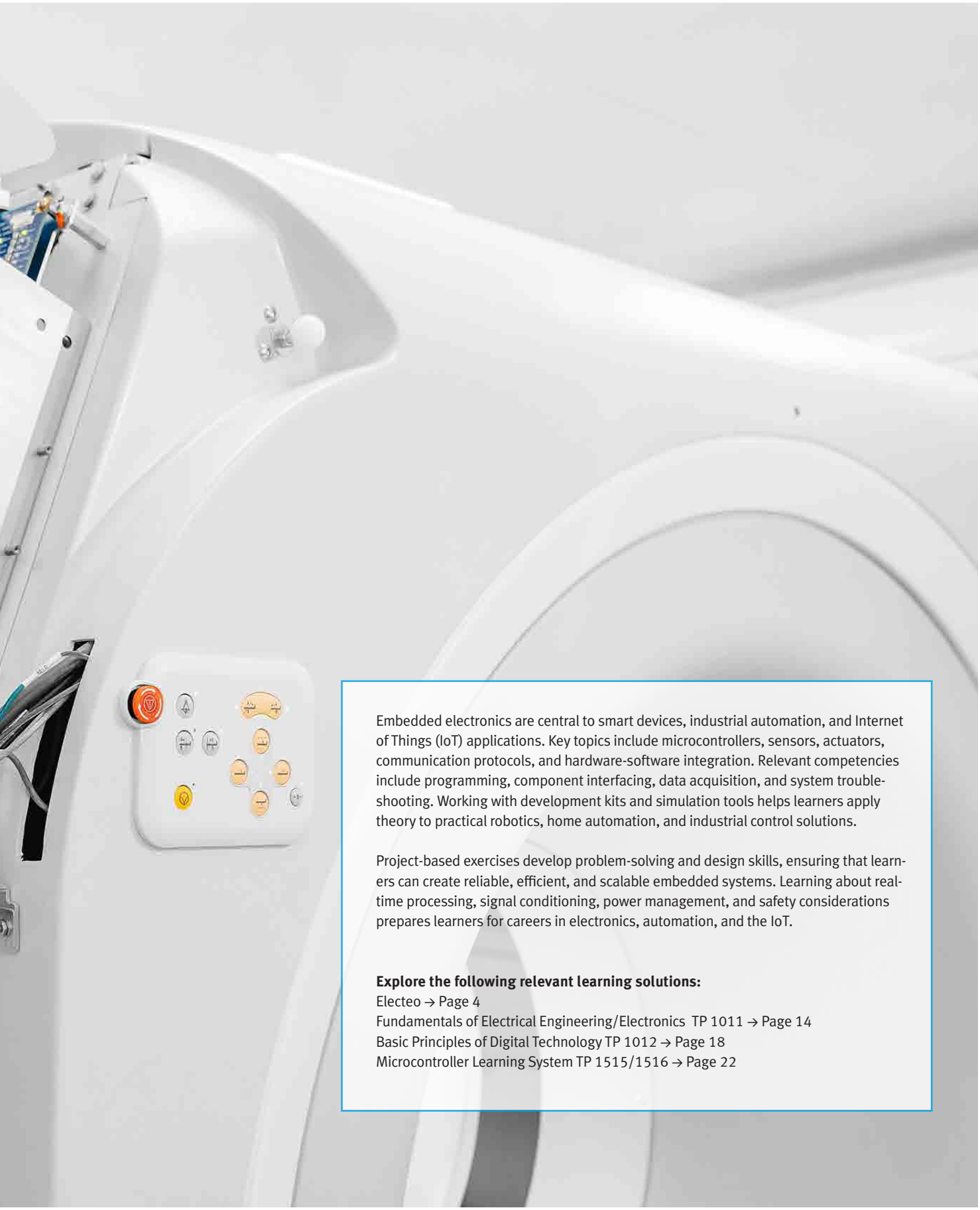

Embedded electronics are central to smart devices, industrial automation, and Internet of Things (IoT) applications. Key topics include microcontrollers, sensors, actuators, communication protocols, and hardware-software integration. Relevant competencies include programming, component interfacing, data acquisition, and system troubleshooting. Working with development kits and simulation tools helps learners apply theory to practical robotics, home automation, and industrial control solutions.

Project-based exercises develop problem-solving and design skills, ensuring that learners can create reliable, efficient, and scalable embedded systems. Learning about real-time processing, signal conditioning, power management, and safety considerations prepares learners for careers in electronics, automation, and the IoT.

Explore the following relevant learning solutions:

Electeo → Page 4
Fundamentals of Electrical Engineering/Electronics TP 1011 → Page 14
Basic Principles of Digital Technology TP 1012 → Page 18
Microcontroller Learning System TP 1515/1516 → Page 22



Building System Technology

Smart Buildings

Smart buildings integrate electrical, mechanical, and digital systems to improve energy efficiency, safety, and comfort. Learners explore automated lighting, HVAC, security, and energy management systems that use sensors, actuators, and embedded electronics. By understanding building automation protocols and energy monitoring, learners can design, operate, and maintain modern smart infrastructures. Hands-on exercises with real components bridge the gap between theory and practice.

In addition to technical skills, learners gain insight into sustainability and energy optimization. Topics include efficient HVAC operation, smart lighting, automated shading, and renewable energy integration. Through project-based learning, learners prepare for careers in building automation, facilities engineering, and energy management, while developing problem-solving, interoperability, and troubleshooting skills.

Explore the following relevant learning solutions:

Power Supply Systems and Protective Measures TP 1111 → Page 102
Basic Principles of Electrical Installation TP 1121 → Page 106
Smart Home TP 1135 → Page 109
KNX / Smart Home Training Kit → Page 108
DALI Lighting Control TP 1145 → Page 114
Building HVAC Controls Learning System → Page 116
Electric Vehicle AC Charging Station → Page 118





See the latest technologies in electric automation

Explore state-of-the-art technologies from Festo and stay up to date with trends you can share with your learners.

→ Visit our dedictated pages



Industry 4.0

Electric Automation

Electric automation combines electrical engineering, electronics, and digital technologies to control and optimize industrial processes, thereby making them safer, more efficient, and smarter. The growth of this field is fueled by Industry 4.0 technologies, including the Industrial Internet of Things (IIoT), digital twins, and predictive maintenance. The foundation of electric automation is provided by electrical engineering, which includes power distribution, motor drives, sensors, actuators, PLCs, and industrial networks.

Designing, programming, and troubleshooting automated systems requires a broad set of interdisciplinary skills. Learners engage with motors, drives, PLCs, sensors, actuators, and industrial communication protocols while developing problem-solving, system integration, and project-based engineering abilities. Robotics and mechatronics build on this knowledge by merging mechanical and electrical systems to create autonomous and semi-autonomous machines. Hands-on projects reinforce the application of electrical engineering concepts in real-world industrial scenarios.

Explore the following relevant learning solutions:

Smart Sensors TP 1312 → Page 132
SkillsConveyor → Page 136
Learning Factories → Page 138
PLC Programming → Starting on page 140

Excellence in technical education
The key to progress

”

Stimulating learning environments and programs are investments in our future. Education drives innovation and supports sustainable development across the globe.

“

Dr. Nader Imani
VP Global Education

02

Our holistic approach

Technical education thought through




Formal education
Workforce development
Continuing education

Concept for every challenge

Complete solutions from planning to installation



Customized solutions from a single source

Every training facility has different requirements in terms of budget, space, performance level, and technology orientation.

While these needs may differ, they share a common goal: to deliver exceptional training experiences for learners, whether they are students or working professionals.

Are you looking to enhance existing training programs or create new ones related to process automation? Are you interested in digitalization and hands-on experimentation? Do you require new pedagogical resources aligned with industry requirements?

For over 60 years, Festo Didactic has been addressing the inquiries of customers worldwide and developing tailor-made solutions for every challenge.

You receive a coherent and future-proof concept from a single source. And learners receive the exact technical qualifications currently in demand in the job market.


Industry 4.0
Industrial trades
Electrotechnology and electronics
Factory automation
Process automation
Building systems technology
Environmental technology
Renewable energy
Fluid power



Customized solutions

Design of workshops and laboratories



Bringing your ideas to life

Our extensive experience and leadership in the industry enable us to accurately pinpoint your qualification requirements.

We assist you in achieving optimal market alignment by providing support for your middle and long-term strategies. Utilizing the 2D space concept and 3D planning, we ensure that your laboratory design is both practical and compelling.

As seasoned automation specialists across various industries, we excel in transferring didactic knowledge of technologies.

Equipped with state-of-the-art learning systems, we offer a comprehensive range of laboratories catering to almost all technical professional fields, including:

- Electricity and electronics
- Renewable energies
- Industrial drive technology
- Industry 4.0
- Process automation
- And more

Take advantage of our expertise!

→ **Click here or scan the code**

Festo Learning Experience

The digital portal for individual learning experiences

Festo LX combines
industry expertise with didactic know-how to create unique learning experiences that match industry requirements.

Festo LX offers
didactically prepared learning content for many technical areas.

Festo LX is based on
multimedia learning nuggets that can be processed in a modular fashion and combined to form individual learning paths.

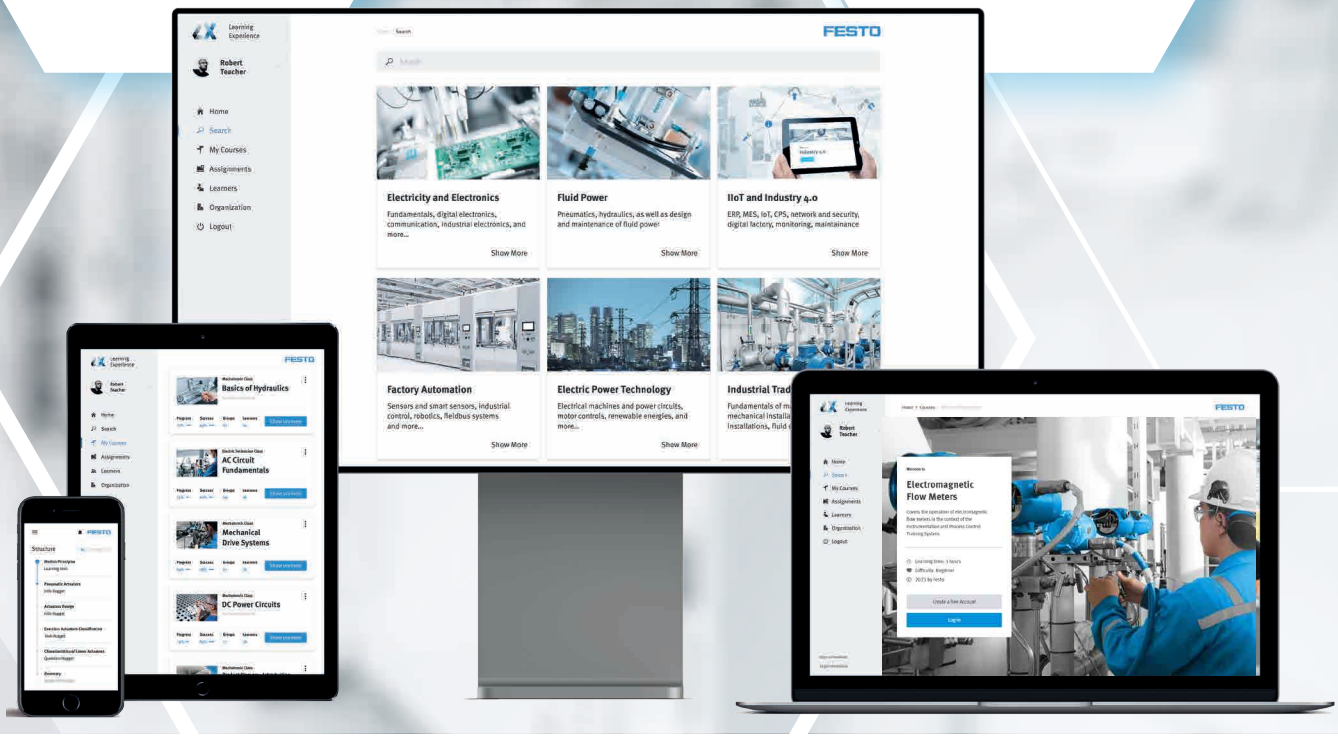



Festo LX combines

digital courses and practical exercises performed on industry-aligned learning systems for increased employability.

→ Page 151

Find your learning content

Browse our growing collection of pedagogical materials designed to support learning and teaching across a wide range of technologies and topics.

Create your free account today!

→ **Click here or scan the code:**

Festo Learning Experience Portal

New features that take learning to a new level



LX Creator AI

helps tailor content to specific needs by enabling the creation and editing of learning nuggets, courses, or paths – with AI support to streamline your work.

FluidSIM 365

is fully integrated into Festo LX, enabling online simulation in electrical engineering, hydraulics, and pneumatics directly within the learning portal.

➔ Page 158

Learning paths

guide learners through suggested sequences to address specific topics in a structured way. Teachers can create their own paths or choose from pre-set paths.

LX Tutor

is an AI-powered companion designed to enhance the user experience with Festo LX, supporting both learners and teachers through interactive, educational conversations.

Electeo's instruments

are accessible directly through the Festo LX interface, providing a seamless electronics learning experience with real-time display of electrical values.

➔ Page 4

Have questions about Festo LX?

How does Festo LX work? What makes it unique? How does it support personalized learning? What content is available? What are the subscription models? How to get a free trial period?

→ **Visit our web page**

Electrical Technology Curriculum

Learning paths to build solid electrical skills



Adaptable qualification plans

The Electrical Technology Curriculum is a flexible, modular training program designed to equip a wide range of professionals—including electrical engineers, technicians, operators, and maintenance personnel—with the essential skills to operate, maintain, and troubleshoot electrical systems across diverse industries and applications.

It features ready-to-use, fully customizable learning paths and courses that combine digital content, hands-on equipment, and software tools, providing learners with practical experience and preparing them for real-world challenges.

Your benefits

- Discover ready-made learning paths and courses that fit right into your program.
- Speed up lesson prep with turnkey materials and activities.
- Easily see how each topic connects—with clear prerequisites and follow-ups.
- Inspire students with engaging, modern resources and learning tools.
- Measure progress with assessments.
- Develop learners' real-world electrical skills.
- Stay ahead with up-to-date, industry-aligned teaching.


dustrial Wiring
Show More
Basic Motor Control Technology
Show More
Learning Experience
Back
Home
Search
My Learning
Assignments
Organization
Learners
EN
Capacitors and Inductors
Version 3.0
Teaches the fundamentals of capacitors and inductors in dc and ac circuits.
Learning Time: 10 hours
Difficulty: Beginner
Language: English
Category: Electricity and Electronics
eLab Course
Public
2024 all rights reserved to Festo Didactic SE
Add to Favorites
Show Course
Frequently Asked Questions
Contact us
Structure
Capacitors and Inductors
Course Preliminaries
Exercise 1: Capacitors
Exercise 2: Inductors
Exercise 3: Project – Car's Interior LED Light Control Circuit
Exercise 4: Capacitors in AC Circuits
Exercise 5: Inductors in AC Circuits
Edit the Course
Equipment
Learning Outcomes

Electrical Technology Curriculum

Topic overview





Basic skills

Learning paths cover areas such as:

- Electrical and industrial safety
- Fundamentals of electricity and electronics
- Introduction to automated systems

| Learning time: over 230 hours

Electrical and automation skills

Learning paths cover areas such as:

- Electrical motor control
- Industrial electrical installations
- Automation technologies
- Pneumatics and electropneumatics
- Building system technology

| Learning time: over 280 hours

The curriculum is a curated collection of learning paths.

What is a learning path?

It is a structured sequence of activities—such as eLearning courses, videos, hands-on training on learning systems, simulations, and assessments—that guides learners toward specific outcomes and targeted competencies.

How to apply the curriculum?

The curriculum is a toolset with resources that can be selected and adapted to fit different training programs and objectives. Based on the requirements of industrial electricians, it provides a solid foundation for multiple career paths that require electrical expertise.

→ **Get a detailed overview of the curriculum and direct links to learning paths in Festo LX**





Advanced electrical and automation skills

Learning paths cover areas such as:

- Condition monitoring and maintenance
- Advanced electrical motors and drives
- Power electronics
- Power supply quality
- Advanced industrial automation

Learning time: over 210 hours

Specialized skills

Learning paths cover areas such as:

- Power generation, transmission, and distribution
- Renewable energy systems
- Process automation

Learning time: over 270 hours

How to access and customize the learning paths?

All curriculum content is available on the digital learning portal Festo LX, where learning paths and courses can be customized, arranged, and combined to create personalized learning experiences.

Festo LX features over 5,000 – and counting – hours of learning activities to choose from.

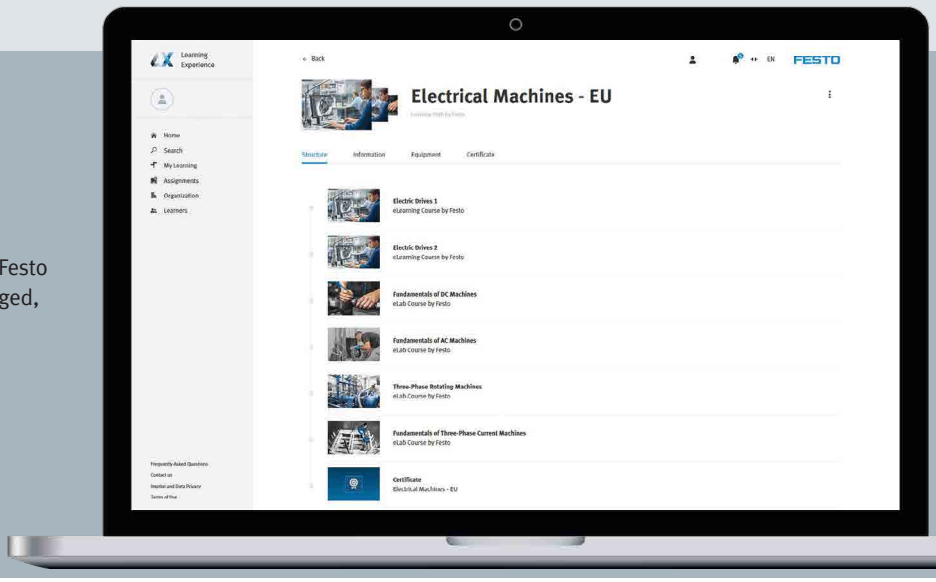

Learning through competition
Making winners

> Skills competitions spark passion for technical jobs while celebrating the innovation and talent needed to shape our future.

Elfi Klumpp
Head of Partnership Development Global Education

03

WorldSkills

Inspiring future renewable energy technicians



A strong wind has been blowing in favor of renewable energy since the skill first appeared at WorldSkills. Skill 62 – Renewable Energy was introduced at the 2022 Special Edition in Kyoto, Japan, with three pioneering competitors. Due to strong interest, it became an official competition at WorldSkills Lyon 2024, where six teams from around the world showcased their expertise using state-of-the-art wind power equipment provided by Festo Didactic—highlighting the global demand for skilled renewable energy technicians.



Meaningful, invigorating experiences
Young people enrolled in training programs related to renewable energy are invited to seize the opportunity offered by skills competitions, big or small. Competitions enable young people to showcase their abilities in a competitive setting. They receive constructive feedback from industry experts, enhance their understanding and refine their skills. Exposure to real-world challenges contributes to students' professional growth and stimulates soft skills development, thus increasing their employability. Not to mention the excitement, pride, and sense of achievement of being part of such grand events!



A multifaceted competition
The competition features four modules—Design, Installation, Testing, and Maintenance—reflecting real-world tasks of renewable energy technicians. Competitors design and document small-scale solar or wind systems, install and configure components, commission and test system performance, and troubleshoot faults. Emphasis is placed on safety, sustainability, communication, and efficient work practices in line with the WorldSkills Occupational Standard.



Assessing skills
Competitors in the renewable energy competition are objectively assessed based on the established WorldSkills Occupational Standard, which outlines the essential skills and knowledge required for renewable energy technicians. Key skills areas include work organization and management, communication, interpreting technical documentation, applying electrotechnology and control systems, performing installation and maintenance of renewable energy components, ensuring environmental sustainability, following health and safety regulations, and using modern measurement and diagnostic tools effectively.

Strong partnerships
The WorldSkills Association organizes national and international vocational competitions since 1950. Thousands of young skilled workers around the world demonstrate their skills in over 60 vocational occupations year after year. Festo and WorldSkills International have enjoyed a close partnership since 1991. As a Global Industry Partner (GIP), Festo contributes the latest technology trends from industry to the competitions in Mechatronics, Industry 4.0, Water Technology and Renewable Energy. Since 2008, WorldSkills Europe and Festo have been working together to promote training in technical professions. In recognition Festo received the award of Premium Sponsor from WorldSkills Europe.

→ **Visit the website for more info**

Images: Courtesy of WorldSkills International

Services
We are here for you

”

We invest in the professional development of our team members to ensure they can deliver an optimal and valuable experience to all our customers.

“

Markus Bellenberg
Head of Global Technical Customer Service

Workforce development

New skills for education and industry



Addressing skills gaps

Lifelong learning and competency development for employees are crucial for keeping pace with industry challenges. We are your perfect partner when it comes to specialized employee training for mastering technological, organizational, or interpersonal challenges and preparing for digital transformation.

Industrial DNA
We help bridge the gap between industrial skill requirements and individual competencies. Our solutions contribute to two main objectives: fostering employability and solving skills shortages by equipping people with the necessary industrial skills, as well as by closing existing skills gaps through proven qualification solutions for their workforce, thereby improving productivity.

As part of the Festo Group, we have first-hand experience and deep insights into industry demands. Moreover, our engineers are in close contact with other industries and provide us with valuable input on skills requirements for technological developments today and in the future. This industrial DNA enables us to constantly improve our equipment and service portfolio and to develop training programs that are in phase with current practices.

Curriculum and training content development
Festo Didactic develops curricula and provides consulting services for training content development and vocational and academic skills standards and programs. We deliver training solutions focused on measurable business outcomes with a wide range of standardized and customized trainings. Our learning solutions do not only aim at delivering single qualification courses – we also develop job-role-specific programs and curricula, focusing on competencies for a particular position.

Contact the Festo office nearest you to discover the full scope of local workforce development services and courses.




FESTO



Customer assistance

Service and support

Optimal returns on your investments

We view our customers as long-term partners, which is why we consistently provide extensive support before and after delivery.

Worldwide presence, local service – With representatives in 60 countries, there is always someone who speaks your language.

Services tailored to your needs will enable you to make the most of your learning solutions. Our many years of productive exchanges with industry will help you define the exact training requirements for your situation. We offer support from project definition, to room planning and project implementation. Our expertise is derived from our vast international experience in training and education projects of all scopes and a network of partners and customers.

Train-the-trainer sessions, online or on-site, allow you to optimize investments and focus on what is most important: foster skills and support learners.

Installation, commissioning and maintenance can be carried out by our qualified team in order to guarantee safe, efficient setup and make sure you can use your new products straight away.

Technical assistance is provided in-house by our employees from customer assistance, sales, product management or development. Our ticket system guarantees maximum transparency of the processes. Remote access to your computer is another effective and cost-efficient way to support you.

A robust warranty backs our products for your peace of mind. Furthermore, our company prides itself on providing high-quality products designed for longevity, featuring repairability.

Contact us to discover the full scope of our assistance services and start planning your project.

Products

Electricity and Electronics





Electronics Learning System – Electeo
System Description 4
Base Unit 6
Learning Boards 8

Training Packages
System Description 10
Fundamentals of Electrical Engineering TP 1010 12
Fundamentals of Electrical Engineering and Electronics TP 1011 14
Basic Principles of Digital Technology TP 1012 18
Basic Principles of Control Technology TP 1013 20
Microcontrollers TP 1515/1516 22

Accessories 28

Electronics Learning System – Electeo

A Blended Solution to Teach and Learn Electronics

→ Video



A modern learning solution with complete course materials to allow users to harness the power of electronics

Electronics has become an integral part of our digitally-driven world, offering unprecedented levels of convenience and efficiency in the industry and beyond. Why not harness the power of electronics to optimize the process of teaching and learning this vital subject? Advance your electronics training programs and laboratories with Electeo!

Step into the world of Electeo
Electeo is a web-based, blended learning solution designed for the practical study of electricity fundamentals, analog and digital electronics, as well as programmable and industrial electronics.

Ideal for vocational and technical schools, universities, and industrial training centers, Electeo develops professional skills in the analysis, design, testing, and troubleshooting of electronic circuits. Thoughtfully crafted for seamless integration into classrooms, it meets the evolving needs of diverse learners and training programs.

100% digital
Electeo unlocks its full potential when used in combination with the digital portal Festo LX (subscription required) for a completely online solution. Festo LX allows teachers to create, plan, customize, and assign courses, and track and report on learners' progress. Virtual instruments are accessible directly within the interface of Festo LX for efficient hands-on sessions. The FluidSIM 365 online simulation software (subscription required) enables electronics circuit simulation.

- Multimedia learning content in a digital platform
- Circuit simulation software available in Electeo's web environment
- Seamless data acquisition and transfer between the hardware and the virtual instruments

Note: Courses are also available as PDF and printed workbooks.

Electeo is a new learning solution in constant development.

Currently, a select range of courses and learning boards is offered.

However, product development is ongoing, and new topics, such as digital electronics and motors, will be added to the collection over time.





The Electeo system at a glance

A typical Electeo work setup consists of:
- A Base Unit with built-in digital data acquisition
- One or more Learning Boards
- Courses corresponding to the Learning Boards; courses are available in digital format on Festo LX (subscription required) or in PDF format (campus license)
- Storage Unit for Learning Boards

Electrically safe
Safety is of utmost importance when dealing with electricity. Electeo operates at low voltage and is protected against short-circuits, eliminating the risk of electric shock. The platform's design and component ratings ensure that large and potentially dangerous voltages are not generated. Electeo complies with major electrical safety standards.

Universally connected
Every minute spent in the laboratory should be dedicated to learning, not wasted on troubleshooting or configuring equipment. Electeo is powered by a unique electronic core that ensures hassle-free operation and compatibility with a wide range of devices – laptops, tablets, and smartphones. Electeo's open technology enables easy implementation of future enhancements. It also allows advanced users to develop custom applications using software tools such as LabVIEW, MATLAB, and C#.

- Compatible with most computers and mobile devices
- No software programs to install locally
- Over-the-air hardware updates
- Open, secure technology
- Embedded web server to work independently from an IT infrastructure or without an Internet connection

Electeo's promise: reliable performance for everyone
Learners enjoy a straightforward learning experience that encourages hands-on learning and meets professional standards.

Teachers benefit from an easy-to-use system with updated content and methods, allowing them to spend more time with students and improve lab sessions.

School administrators make a future-proof investment that modernizes labs, boosts teacher productivity, and ensures graduates have the skills for jobs.

All workbooks included in a single campus license

All PDF workbooks, including student and instructor versions, are conveniently bundled in a single campus license with order no. 8131442 (EN) and no. 8233375 (DE).

Printed workbooks remain available upon requests.

Electeo Base Unit



Electeo base unit with Wi-Fi	**8141686**
Electeo base unit without Wi-Fi	**8208409**

The base unit with Wi-Fi includes the TP-Link ARCHER T2U AC600 USB Wi-Fi adapter, which complies with FCC (USA), IC (Canada), CE DoC (EU), and UKCA (UK) regulations. For other regions, the base unit without Wi-Fi is available, and a compatible USB dongle can be sourced locally. For more information, please contact your Festo representative.

Necessary accessory, also order:

Power cable with IEC connector at one end and country-specific plug at other end.

Connector as per...

CEE 7 for DE, FR, NO, SE, FI, PT, ES, AT, NL, BE, GR, TR, IT, DK, IR, ID	**582146**
NEMA 5-15 for US, CA, Central America, BR, CO, EC, KR, TW, TH, PH, JP	**582145**
BS 1363 for GB, IE, MY, SG, UA, HK, AE	**582148**
AS-3112 for AU, NZ, CN, AR	**582147**
SEV 1011 for CH	**582150**
CEI 23-50 for IT	**582151**
NBR 14136 for BR	**582152**

Other plug types are available on request.

Thanks to its connectivity and data acquisition capabilities, this laboratory device allows learners to perform practical activities outlined in the Electeo courses. Learners clip a learning board and analyze circuits in a web-based environment.

The Electeo base unit provides a self-contained work environment: portable, lightweight, and ergonomically designed, ensuring user comfort. Made of durable plastic, it operates on low voltage, prioritizing user safety and longevity. It incorporates protection against short circuits and features hardware status lights for both instruments and the unit itself.

With secure learning board fixation using magnets, it accommodates one full-size board or two half-size boards. Connectors power and control boards equipped with active components. Data acquisition terminals provide access to the virtual instruments. These instruments include DC voltage sources, a digital multimeter (voltmeter, ammeter, ohmmeter, and power meter), signal and clock generators, and a dual-channel oscilloscope, meeting the most demanding training needs.

Virtual instruments can be accessed through a web browser or the Festo LX interface. They are as accurate as traditional instruments. Adaptive displays enhance user convenience, with measured values easily transmitted directly to the Festo LX course.

Connectivity options include USB type B for virtual network connection, RJ45 for standard network connection, and built-in Wi-Fi supporting access point or client network connections. Future-ready expansion possibilities comprise USB type A 2.0 and optical link for high-speed data transfer. Network interfaces like 10Base-T, 100Base-TX, and IEEE 802.11 a/b/g/n wireless capabilities augment connectivity.

Powered by a unique electronics core, the base unit enables seamless communication with various devices. Firmware updates are automatic and there are no software or drivers to install. The Electeo base unit is meticulously designed for convenience and hassle-free operation.

The Electeo base unit is provided with three oscilloscope probes, multimeter cables, 2 mm safety laboratory cables, and jumpers.



Storage Unit for Learning Boards

Compact, portable rack tray that holds up to 8 learning boards in an upright position for easy access and visibility. Made from lightweight aluminum, this open-frame rack tray features two handles for easy manipulation. The integrated plastic inserts stabilize and hold learning boards.

Order no.	**8205343**

AC/DC Fundamentals Learning Board

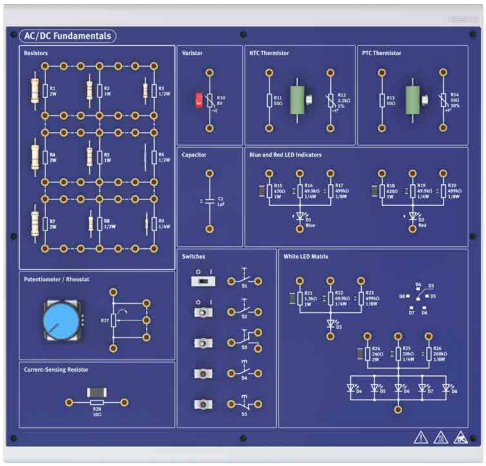

This board allows learners to conduct practical experiments with basic electrical circuits and learn the fundamental laws of electricity.

The basic principles and concepts associated with alternating current (AC) and direct current (DC) in electrical systems are foundational knowledge needed to understand, design, analyze, and troubleshoot a wide range of electrical and electronic systems.

This full-size board enables learners to engage in learning exercises and projects outlined in the courses “Electeo – AC Fundamentals” and “Electeo – DC Fundamentals.”

The board features a network of resistors, a potentiometer/rheostat, a current-sensing resistor, a varistor, a capacitor, a NTC thermistor, a PTC thermistor, blue and red LED indicators, a set of switches, and a white LED matrix.

Once installed on the Electeo base unit, learners connect the components to create various electrical circuits and use test-and-measurement virtual instruments to explore subjects such as:
- DC voltage sources
- Electric circuits and current
- Ohm’s law
- Series, parallel, and series-parallel resistive circuits
- Power in circuits
- Switching concepts
- AC waveform measuring techniques using the oscilloscope
- Time constant, phase angle, and phase shift
- Power and effective values of voltage and current in resistive AC circuits
- Solving resistive AC circuits
- RC circuits
- And more

en **8141693**

Recommended workbooks: “DC Fundamentals” and “AC Fundamentals” (→ page 160)

Courses on Festo LX:
→ DC Fundamentals
→ AC Fundamentals

Capacitors, Inductors, and Impedance Learning Board

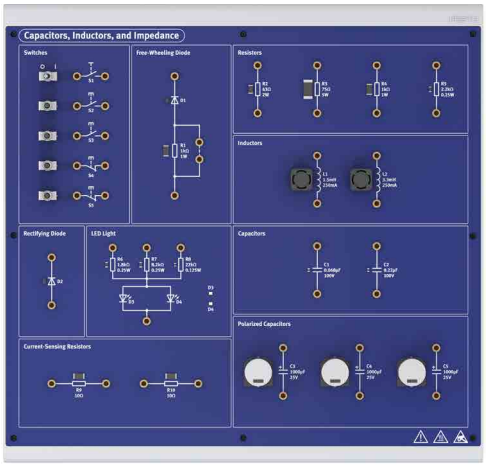

This board allows learners to conduct practical experiments with time-dependent components and understand how they change the electrical characteristics of circuits.

Time-dependent components are electronic devices whose characteristics influence the time response of circuits. Understanding the influence of time-dependent components in the behavior of circuits is crucial in designing reliable electronic systems and circuits.

This full-size board enables learners to engage in learning exercises and projects outlined in the course “Electeo – Capacitors, Inductors, and Impedance”.

The board features an array of switches, current-sensing resistors, a free-wheeling diode, a rectifying diode, resistors, inductors, capacitors, polarized capacitors, and a LED light.

Once installed on the Electeo base unit, learners connect the components to create various electrical circuits and use test-and-measurement virtual instruments to explore subjects such as:
- Charging and discharging time of a capacitor
- Capacitors in series and in parallel
- Transient response of a RC circuit
- Capacitance
- Current and phase in a capacitive circuit
- Magnetic field and electromagnetic inductance
- Faraday’s and Lenz’s laws
- Self-induction
- Transient response of a RL circuit
- Inductor in series and in parallel
- Inductance
- Current and phase in an inductive circuit
- Impedance of resistors, capacitors and inductors
- Phasor diagrams
- Impedance of series and parallel circuits

en **8172968**

Recommended workbooks: “Capacitors and Inductors” and “Impedance” (→ pages 160 and 161)

Courses on Festo LX:
→ Capacitors and Inductors
→ Impedance

Diodes and Rectifiers Learning Board

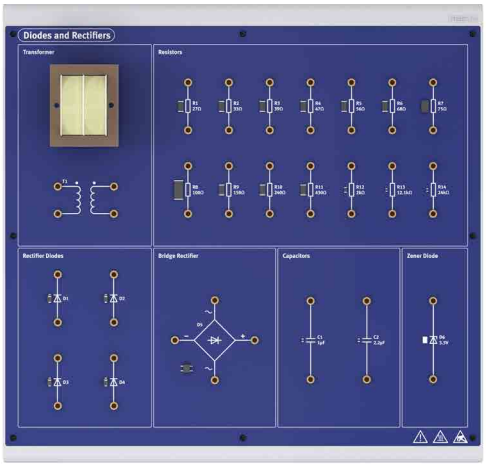

This board allows learners to conduct practical experiments with rectifiers and voltage regulators using diodes and Zener diodes.

Diodes are fundamental semiconductors devices with diverse applications. They enable the control of current flow, signal modulation and demodulation, logic operations, power supply conversion, and protection of electronic circuits.

This full-size board enables learners to engage in learning exercises and projects outlined in the course "Electeo – Diodes and Rectifier Circuit".

The board features a transformer, an array of resistors, rectifer diodes, a bridge rectifier, capacitors, and a Zener diode.

Once installed on the Electeo base unit, learners connect the components to create various electrical circuits and use test-andmeasurement virtual instruments to explore subjects such as:

– Diodes
– Half-wave rectifiers
– Full-wave rectifiers
– Ripple reduction
– Zener diodes

en **8195357**

Recommended workbook: “Diodes and Rectifier Circuits” (→ page 161)

Course on Festo LX:
→ Diodes and Rectifier Circuits

Magnetism and Electro-magnetism Learning Board

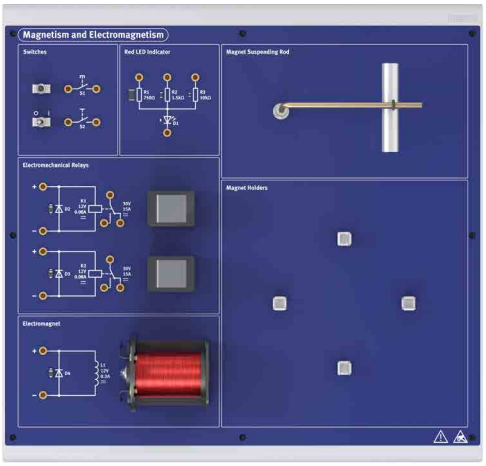

This board allows learners to conduct practical experiments with basic electromagnetic devices and understand the phenomena of magnetic fields applied to electricity.

Magnetism and electricity are interconnected through the principle of electromagnetic induction, and their relationship is harnessed in numerous technologies, ranging from power generation and distribution to transportation, communication, and medical diagnostics.

This full-size board enables learners to engage in learning exercises and projects centered around basic electrical circuits outlined in the course “Electeo – Magnetism and Electromagnetism”.

The board features switches, electromagnetic relays, an electromagnet, a red LED indicator, as well as a magnet suspending rod and magnet holders.

Once installed on the Electeo base unit, learners connect the components to create various electrical circuits and use test-and-measurement virtual instruments to explore subjects such as:
– Magnetism, magnets, and compass
– Magnetic field patterns and attractive/repulsive forces
– Direction and intensity of electromagnetism fields
– Right-hand rule
– The electromagnet
– The linear solenoid actuator
– The electromechanical relay
– Basic relay circuits
– Solenoid and relay construction
– And more

en **8172969**

Recommended workbook: “Magnetism and Electromagnetism” (→ page 160)

Course on Festo LX:
→ Magnetism and Electromagnetism

Bipolar Junction Transistor (BJT) Learning Board

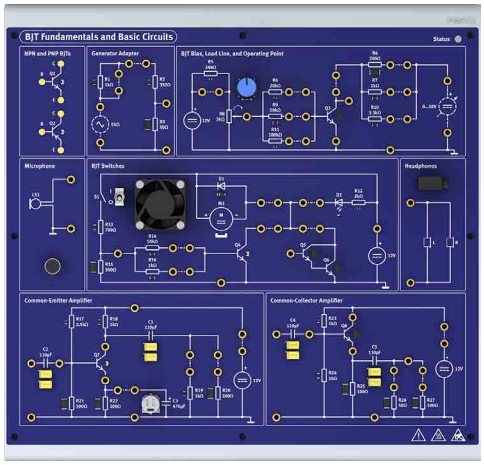

This board allows students to understand, analyze, apply, and troubleshoot NPN and PNP bipolar junction transistors (BJTs) in electronic circuits through hands-on experimentation.

Bipolar junction transistors are key semiconductor devices for their ability to amplify signals and act as switches, enabling efficient control and operation of electronic circuits.

This full-size board allows students to engage in the study and hands-on experimentation outlined in the BJT Fundamentals and Basic Circuits course.

The board includes NPN and PNP BJTs, a voltage adapter circuit, a load line and operating point test circuit, a transistor switching circuit, common emitter and common collector amplifier circuits, a microphone, and a headphone jack. A light indicates the power and operating status of the board.

Once installed on the Electeo base unit, students connect the components to create various electrical circuits and use virtual test and measurement instruments to explore topics such as:
- BJT types (NPN and PNP transistors) and working principles
- BJT operating modes, characteristics, and curves
- Load line and operating point Q of a BJT circuit
- BJT as a switch
- BJT as common-emitter and common-collector amplifiers
- Biasing techniques
- Troubleshooting

en **8217999**

Recommended workbook: “BJT Fundamentals and Basic Circuits” (→ page 161)

Course on Festo LX:

→ BJT Fundamentals and Basic Circuits

Operational Amplifiers (Op-Amp) Learning Board

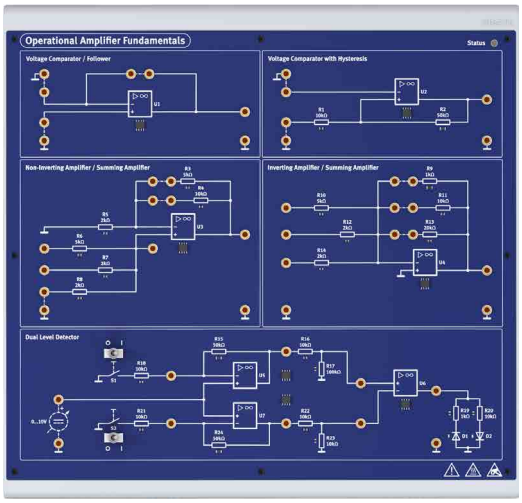

This board enables learners to explore the key concepts and practical uses of operational amplifiers (op amps), with a focus on their characteristics, common configurations, and troubleshooting methods.

Operational amplifiers are versatile building blocks in analog electronics, used for signal amplification, comparison, and mathematical operations. Mastering their fundamental properties and configurations is essential for designing effective electronic circuits.

This full-size board enables learners to engage in learning exercises and projects outlined in the course Operational Amplifier Fundamentals.

The board features five sections: a voltage comparator/follower, a voltage comparator with hysteresis, a non-inverting amplifier/summing amplifier, an inverting amplifier/summing amplifier, and a dual-level detector.

Once installed on the Electeo base unit, learners connect the components to create various electrical circuits and use test-and-measurement virtual instruments to explore subjects such as:
- Fundamentals of op amps and parameter designations
- Ideal vs non-ideal behavior and operation with and without feedback
- Use of op amps as comparators (with and without hysteresis)
- Inverting/non-inverting voltage amplifiers
- Summing amplifiers

en **8216836**

Recommended workbook: “Operational Amplifiers Fundamentals” (→ page 161)

Course on Festo LX:

→ Operational Amplifiers Fundamentals

Electricity and Electronics Training Packages

Build Basic Skills and Knowledge



Expertise in electronics
Electronics skills are critical for implementing automation, monitoring, communication, safety, and sustainability. This is why we offer specialized electronics learning solutions accompanied by a collection of hands-on courses that covers the fundamentals, as well as digital, communication, and industrial electronics, including programmable electronics.

Proven training concept
Discover a comprehensive range of learning solutions that develop universal electrotechnology skills, with a strong emphasis on electrical safety. Our learning systems include modular, customized, and complete solutions to meet diverse training requirements and budgets in both industry and education. These solutions are always accompanied by outstanding learning content, ensuring maximum skills development.

Designed for training
The modular structure of the training packages enables instructors to set up a training and learning environment that matches training and budgetary requirements. This flexibility offers room for gradual expansion. Equipment is built to withstand daily use in training. All in all, this results in versatile, cost-efficient sets of equipment.

Rapid transfer
Whether in initial professional training or more advanced courses: It is essential to be able to recall what has been learned and apply it immediately. This is easier to do if the worlds of learning and work are as similar as possible. That is why the training packages for electrical engineering only contain industrial components, and the exercises in the course documents come from a typical, professional environment.





Everything from a single source – equipment for electrical engineering laboratories

No matter what your training focuses on, electrical engineering and electronics are part of the basic knowledge for all areas of production, process and automation technology.

With learning systems from Festo Didactic, learning laboratories – be they modular, customized or complete – can be equipped for any application and budget, whether for industry or trades, for teaching basic principles, for building systems or control or drive technology.



Safe connection technology
When dealing with electricity, safety and protective measures are especially in focus. Of course, all electrical connections are equipped with safety sockets or plugs.
– The plug-in modules of the equipment set for the basic principles of electrical engineering/electronics
– Power supply outlets
– Patch panel and EduTrainer

Combination with self-study
Education in schools, companies or university cannot be successful without a willingness to do self-study. That is why the appropriate courses are available for all topics. Our range of learning materials provides exciting learning scenarios and supplements the classroom-based parts of a course. The courses are particularly well suited for teaching the basic principles and thus provide the optimum supplement to practical experiments.



Mobile solution
Anyone who wants to design diverse teaching and individualized learning concepts needs flexible, modular training systems. That's why Festo Didactic offers mobile solutions for most equipment sets — making storage and transport easier while supporting flexible work.

Fundamentals of Electrical Engineering

TP 1010



Basic electrical engineering
Can you limit your training to DC and AC technology now and in the future? Then this equipment set, with the small Combiboard Fundamentals EduTrainer and a reduced range of components, is an economical alternative to TP 1011.

A basic knowledge of circuits is becoming more important for many of occupations to understand functions and processes in complex systems.

The examples used by the training package Fundamentals of Electrical Engineering are taken from this field. The learning objectives include the electrical variables and their relationships with each other. With the project-based exercises, the content can be clearly taught through theory and practical tests. Measurements illustrate relationships, and promote understanding and in-depth learning.

The component set contains all of the components for carrying out basic exercises for DC and AC technology. The clearly labeled slots of the storage panel provide order and structure.

Training content

- **Direct current technology**
  Voltage, current, resistance, conductance, Ohm's law, using measuring devices, energy and capacity, series and parallel connections, voltage dividers, non-linear resistors, bridge circuit, voltage source
- **Alternating current technology**
  Electric field, induction, capacitor and coil in DC and AC circuit, series and parallel connection, active resistance, reactance and impedance, phase shift of current and voltage



On the safe side!
The system is completely equipped with safety plugs and sockets based on state-of-the-art technology.

This applies for all electrical connections - whether on the components or on the Combiboard. The equipment set is therefore ideal for use in any laboratory, even if there are high voltages present. Safety first!

Complete equipment set TP 1010	**8023958**

The most important components at a glance:

1	1x Combiboard Fundamentals EduTrainer	571810
2	1x Set of components for electrical engineering	8005374
3	1x Safety jumper plugs, 28 pieces, grey-black	571809

Necessary accessories, also order:

IEC power cable (→ page 28)	
4 mm Safety laboratory cables (→ page 91)	
2x Digital multimeter (→ page 34)	
Digital storage oscilloscope (→ page 33)	

Possibilities of expansion:

Equipment Set TP 1022 Installation and Relay Technology (→ page 16)	
Equipment Set TP 1025 Motor Vehicle Mechatronics (→ page 17)	
A4 Transport and Storage Case (→ page 31)	8197368
PSU Remote Software	574179

1



2



3



PSU Remote Software

The setting and measurement software for TP 1010, TP 1011 and TP 1011 M

Basic functions:
- Setting the variable DC output
- Setting the signal shape, frequency, amplitude and offset of the frequency generator
- Saving and recalling parameter sets

Also with the built-in measuring module on the power supply unit:
- Direct measured value indicator for voltage and current inputs
- Recording of measured values over time
- X-Y comparison of measured values
- Automatic curve recording with configurable DC voltage output

USB cable with angled USB plug on power supply side, length: 2 m

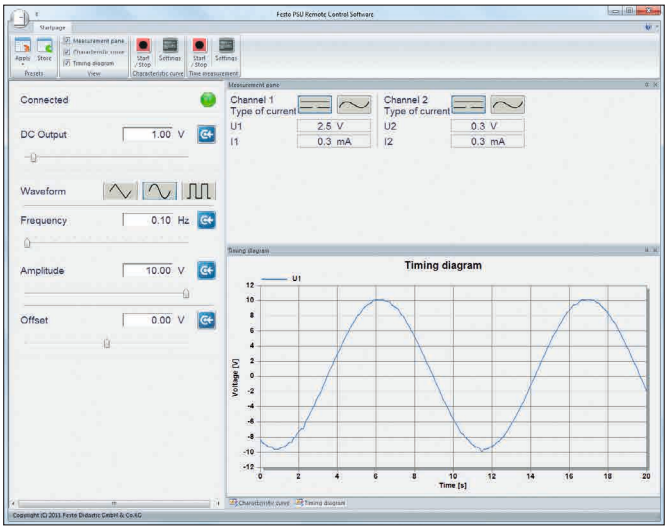

Recommended Learning Material

Workbooks (→ page 162)



Fundamentals of Direct Current Technology

Campus license:

de	567207
en	567209
es	567211
fr	567213

Fundamentals of Alternating Current Technology

Campus license:

de	567215
en	567217
es	567219
fr	567221

Note: Campus licenses include the PDF version of sample solutions, educational instructions, and worksheets for learners.

Courses on Festo LX

→ Fundamentals of DC Technology
→ Fundamentals of AC Technology

Fundamentals of Electrical Engineering and Electronics

TP 1011



The basis of everything
The universal patch panel of this training package uses the proven 19 mm grid. The universal patch panel and basic power supply unit, which includes a function generator, form the basis on which the digital and control technology component sets can also be used.

With the component set, all basic exercises of DC, AC and semiconductor technology can be performed and basic electronic circuits can be examined. The storage panel, with its clearly labeled slots, provides order and structure.

The equipment set variant TP 1011 M additionally contains a measuring module integrated in the power supply unit and the necessary measuring leads, adapters, and the PSU Remote software.

Training content

- **Direct current**
  Voltage, current, resistance, conductance, Ohm's law, using measuring devices, energy and capacity, series and parallel connections, voltage dividers, non-linear resistors, bridge circuit, voltage source
- **Alternating current**
  Electric field, induction, capacitor and coil in DC and AC circuit, series and parallel circuits, active resistance, reactance and impedance, phase shift of current and voltage
- **Semiconductors**
  Semiconductor diode, Zener diode, LED, bipolar transistors, unipolar transistors, diac, triac, thyristor
- **Basic electronics circuits**
  Transistors and basic circuits, multi-level amplifiers, power amplification, differential and direct current amplifier, impulse and saw tooth generators, sine wave generators, power supply unit circuits



On the safe side!
The system is completely equipped with safety plugs and sockets based on state-of-the-art technology.

This applies to all electrical connections – whether on the components or devices. The equipment set is therefore ideal for use in any laboratory, even if there are high voltages present. Safety first!



Easy to connect!
Safety plugs at the bottom, safety sockets at the top – each component has double the connections.

As a result, measurements can be taken at any time without having to modify the circuit, and parallel connections are easy to establish.

Complete equipment set TP 1011		**571780**

The most important components at a glance:

1	1x EduTrainer basic power supply unit without integr. measuring module	576624
2	1x Universal patch panel EduTrainer	567322
3	1x Component set for electrical engineering/electronics	567306
4	1x Safety jumper plugs, 28 pieces, grey-black	571809
5	FluidSIM-Electrical Engineering (→ page 158)	

Complete equipment set TP 1011 M		**8029635**

The most important components at a glance:

1	1x EduTrainer basic power supply unit with integrated measuring module	567321
2	1x Universal patch panel EduTrainer	567322
3	1x Component set for electrical engineering/electronics	567306
4	1x Safety jumper plugs, 28 pieces, grey-black	571809
	4x 2 mm Safety laboratory cables, 500 mm, red	576295
	4x 2 mm Safety laboratory cables, 500 mm, blue	576296
	8x 4 mm – 2 mm safety measuring adapter	8023960
	1x PSU Remote Software (→ page 13)	

Necessary accessories, also order:

IEC power cable (→ page 28)	
4 mm Safety laboratory cables (→ page 91)	
2x Digital multimeter (→ page 34)	
Digital storage oscilloscope (→ page 33)	

Possibilities of expansion:

Set of Components for Digital Technology (→ page 19)	
Set of Components for Control Technology (→ page 21)	
Equipment Set TP 1022 Installation and Relay Technology (→ page 16)	
Equipment Set TP 1023 Optoelectronics (→ page 16)	
Equipment Set TP 1024 Analog Technology (→ page 17)	
Equipment Set TP 1025 Motor Vehicle Mechatronics (→ page 17)	
Operational Amplifier (→ page 32)	576621
A4 Transport and Storage Case (→ page 31)	8197368

Simulation software FluidSIM
The schematics of the workbooks are included in the library of the simulation software FluidSIM, which allows learners to gain hands-on experience by simulating, testing, and troubleshooting circuits at their own pace, bridging the gap between theory and application while fostering independent learning. More about FluidSIM on page 158.

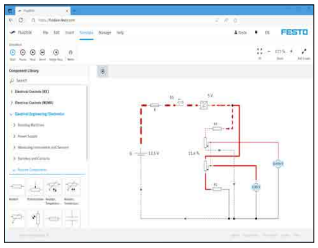

1



2



3



4



5



Recommended Learning Material

Workbooks (→ page 162)

Fundamentals of Direct Current Technology
Campus license:

de	567207
en	567209
es	567211
fr	567213

Fundamentals of Alternating Current Technology
Campus license:

de	567215
en	567217
es	567219
fr	567221

Fundamentals of Semiconductors
Campus license:

de	567281
en	567283
es	567285
fr	567287

Basic Electronics Circuits
Campus license:

de	567289
en	567291
es	567293
fr	567295

Note: Campus licenses include the PDF version of sample solutions, educational instructions, and worksheets for learners. Printed workbooks available upon request.

Courses on Festo LX
- → Fundamentals of DC Technology
- → Fundamentals of AC Technology
- → Fundamentals of Semiconductors
- → Basic Electronics Circuits

Extension Component Sets for
TP 1010 and TP 1011



Installation and Relay Technology
TP 1022

This expansion component set is used for introducing students to electrical installation and industrial control technology.

Students work with practical learning scenarios in realistic projects. This includes planning, constructing and testing a variety of basic circuits.

The extension component set consists of plug-in components on a storage panel. The plug-in components fit on the EduTrainer patch panel in a 19 mm grid.

Symbols and electrical values are printed on the top of each plug-in component. In the event of malfunctions, the plug-in components can be easily opened and repaired.

Training content
- Basic circuits for electrical installation (switching-off, series connection, two-way connection, cross connection)
- Control circuits for relay technology

Components included
- 2x Relay, NO/NC
- 1x Relay, NO/NO
- 2x Toggle switch
- 1x Crossover switch
- 2x Pushbutton, two-pin, NO/NC
- 2x Pushbutton, single-pin, NO
- 1x Pushbutton, single pin, NC
- 2x Lamp, 12 V/3 W
- 1x Fuse, 1 A

Extension component set TP 1022	**8111819**

Necessary accessory, also order:

Complete equipment set TP 1011 **or**	571780
Complete equipment set TP 1011 M or	8029635
Complete equipment set TP 1010	8023958

Recommended learning material: → Courses on Festo LX coming soon

Basic Circuits for Electrical Installation, campus license (page 163)

de, en	**On request**

Control Circuits for Relay Technology, campus license (page 163)

de, en	**On request**



Optoelectronics
TP 1023

The training package Optoelectronics expands on TP 1011 or TP 1011 M to provide a comprehensive introduction to optical electronics. The kit enables students to explore the combined use of electronics and light. They will learn about optical semiconductor behavior, construction, and characteristics.

Using an EduTrainer patch panel and the components of TP 1011 or TP 1011 M, students easily build complete working circuits thanks to the flexibility and modularity of our training concept. They perform multiple project-oriented exercises and can also measure how they performed.

The plug-in components fit on the EduTrainer patch panel in a 19 mm grid. The equipment set ensures user safety, as it operates at low voltage and does not rely on laser technology. A convenient storage plate is included.

Training content
- Light-emitting diodes characteristic data and curves
- Infrared LED
- Control of LED (gate drive)
- Solar cell, Photodiode
- Phototransistor
- Optical signal transmission (with photodiode and phototransistor)
- Optocoupler
- Fiber optic cable

List of components
- 1x Photo transistor
- 1x Light diode (IR)
- 1x Photo diode (BPW 46)
- 1x Light diode (HLMP)
- 1x Light diode (BL)
- 1x Solar cell (AM 5610)
- 1x Lamp (12 V – 5 W)
- 1x LED lamp (15 V – 1 W5)
- 1x Isolation optocoupler (SFH618A)
- 1x Isolation optocoupler (MOC3051M)
- 1x Optical fiber

Extension component set TP 1023	**8077920**

Necessary accessory, also order:

Complete equipment set TP 1011 **or**	571780
Complete equipment set TP 1011 M	8029635

Recommended learning material: → Course on Festo LX

Fundamentals of Optoelectronics, campus license (→ page 163)

de	**8023586**
en	**8023587**







Analog Technology
TP 1024

The Analog Technology set of components extends the equipment sets TP 1011 and TP 1011 M with analog technology components. It provides information on the structure, function, and behavior of operational amplifiers and their application in different circuits.

The students set up complete, fully functional circuits by means of an EduTrainer patch panel and the components from TP 1011 or TP 1011 M. This enables the students to acquire the skills required to recognize the properties and characteristics of operational amplifiers and use them in analog circuits. Symbols and component values are printed on the top of the components. The housing of the set of components can be opened to renew the components in the event of a malfunction. The components are installed on a patch panel with a 19 mm grid.

Training content
- No load difference
- Output limits of the output voltage
- Use of the output current limiter of an OPA
- Limits of the usable input voltage common mode range
- Mode of operation of a warning for low operating voltage
- Mode of operation of a twilight switch
- Principle of a timer with RC element
- Structure and function of a window comparator
- Measurement of the slew rate of an operational amplifier
- Mode of operation and application of pulse-width modulation

Components included:
- 2x Operational amplifier
- 2x 2 mm safety laboratory cables, 300 mm, red
- 2x 2 mm safety laboratory cables, 300 mm, blue

Extension component set TP 1024	**8115716**

Necessary accessory, also order:

Complete equipment set TP 1011 **or**	571780
Complete equipment set TP 1011 M	8029635

Recommended learning material: → Course on Festo LX
Fundamentals of Analog Technology, campus license (→ page 163)

de	**8023586**
en	**8023587**
es	**8023588**
fr	**8023589**

Motor Vehicle Mechatronics
TP 1025

The students set up simple motor vehicle-specific basic circuits using an EduTrainer patch panel and the components from TP 1011 or TP 1011 M. Guided by action-oriented learning scenarios, they identify and eliminate malfunctions.

Symbols and component values are printed on the top of the components. The housing of the set of components can be opened to renew the components in the event of a malfunction. The components are installed on a patch panel with a 19 mm grid.

Built-in fault switches can be used to selectively manipulate components to enable realistic troubleshooting in the circuits.

All components are included in the electrical engineering library of FluidSIM. This library also contains extensive teaching material, adapted to the first year of training of automotive mechatronics technicians.

Training content
- Troubleshooting: rear fog light, reversing light, dashboard lighting, trailer lighting, low beam, tail and brake lights
- Diagnostics: instrument and dashboard lighting, fog lights, low beam, high beam and fog lights, right tail light, indicator system

Components included
- 1x 12 V Voltage regulator
- 2x Bulb, 12 V/20 mA
- 1x Key switch
- 1x Pulse oscillator
- 2x Lamp, 12 V/3 W
- 2x Lamp LED, 12 V
- 1x Normally open relay, 12 V
- 1x Fuse, 1 A
- 1x Fuse, 2 A
- 2x Switch

Extension component set TP 1025	**8106705**

Necessary accessory, also order:

FluidSIM-Electrical Engineering (→ page 158)	
Complete equipment set TP 1011 **or**	571780
Complete equipment set TP 1011 M	8029635
Complete equipment set TP 1010	8023958

Recommended learning material:
Motor Vehicle Mechatronics, campus license (→ page 17)

de	**8212231**
en	**8245162**

Basic Principles of Digital Technology

TP 1012



The perfect introduction to digital technology

The training package Basic Principles of Digital Technology provides the optimum introduction to the world of digital signal processing. Those who learn and understand digital technology can easily and quickly learn any automation programming language.

The basic principles of digital technology include logical operations, signal flow and data formats. The curriculum also includes structured procedures for problem solving.

Special characteristics
- The components of the training package are constructed with real logic gates. They permit realistic examinations of their behavior.
- The ICs contained in the components are socketed and can be exchanged in only a few steps.
- All parts of the equipment set are completely equipped with safety plug connections.
- The Combiboard Digital and Control Technology EduTrainer included with this training package provides the required supply voltages for all tests and also contains a square-wave generator with 7 different output frequencies.
- This Combiboard EduTrainer can also be used as a patch panel for the Basic Principles of Control Technology components set.

Components included
- 1 inverter
- 2 AND
- 2 OR
- 1 NAND
- 1 NOR
- 1 XOR
- 1 hex switch and analog source 0 – 5 V
- 1 LED bar graph
- 1 counter
- 1 7-segment display
- 1 RS flip-flop
- 2 JK flip-flops
- 2 shift registers
- 1 full adder
- 1 signal input

Training content
- Elementary logic modules
- Important symbols
- Designing and optimizing logical circuits
- Logic algebra
- Conjunctive and disjunctive standard format
- Switching matrix diagrams
- Schmitt trigger
- Hysteresis
- Types of trigger circuits
- Using flip-flops
- Counting circuits
- Converting and transferring data
- Shift register
- Data conversion
- Arithmetic circuits

Complete equipment set TP 1012	**8023961**

The most important components at a glance:

1	1x Combiboard Digital and control technology EduTrainer	8023962
2	1x Set of components for digital technology	574193

Necessary accessories, also order:

IEC power cable (→ page 28)	
2 mm Safety laboratory cables (→ page 91)	

Possibilities of expansion:

Set of components for control technology (→ page 21)	8023963
I/O level converter 5 V ‹–› 24 V	576622
I/O level converter 5 V ‹–› 24 V with Sub-D HD15	8042619
IC zero insertion force socket	576623

1



2



Recommended Learning Material

Workbooks (→ page 162)



Campus license:

de	8023432
en	8023433
es	8023434
fr	8023435

Note: The campus license includes the PDF version of sample solutions, educational instructions, and worksheets for learners.

Course on Festo LX

→ Basic Principles of Digital Technology



I/O Level Converter 5 V ‹–› 24 V with SysLink Socket

Description on → page 32

Order no.	576622



I/O Level Converter 5 V ‹–› 24 V with SysLink Socket

Description on → page 32

Order no.	8042619



IC Zero Insertion Force Socket

Description on → page 32

Order no.	576623

Basic Principles of Control Technology

TP 1013



Control technology explained simply and comprehensibly

The training package Basic Principles of Control Technology provides a fast and easy-to-understand introduction to the topic of controllers and controlled systems.

The basic terminology of control technology, the behavior of various controllers and the structured analysis of requirements for controlled systems are particularly important here.

Ways and means of analyzing and solving control problems are shown and looked at in depth through experiments during the projects.

The equipment set permits fast and flexible construction of different controllers and thus allows simple inspections of behavior based on the interaction with controlled systems of different types.

All parts of the equipment set are completely equipped with safety plug connections. The Combiboard Digital and Control Technology EduTrainer contained in the equipment set provides the required supply voltages for all tests and also contains a square-wave generator with 7 different output frequencies. This Combiboard EduTrainer is also used in the training package Basic Principles of Digital Technology.

Components included
- 1x 2 differential inputs with subtracter
- 1x P element
- 1x I element
- 1x D element
- 1x summer with adjustable offset
- 1x limiter with level adaptation of the output signals
- 1x comparator with hysteresis and switching output
- 2x controlled system

Training content
- Structure of a control circuit
- Step response, dynamic behavior
- Standardizing physical variables
- Bode diagram
- Modeling a controlled system
- Positive and negative feedback
- Two and three-point controller
- P, I and PID controllers
- Stable and unstable behavior
- Controller gain
- Delay behavior according to Ziegler and Nichols

Complete equipment set TP 1013	**8023964**

The most important components at a glance:

1	1x Combiboard Digital and control technology EduTrainer	8023962
2	1x Set of components for control technology	8023963

Necessary accessories, also order:

IEC power cable (→ page 28)	
2 mm Safety laboratory cables (→ page 91)	
Digital storage oscilloscope (→ page 33)	

Possibilities of expansion:

Set of Components for Digital Technology (→ page 19)		574193
3	Application Module Level Control	8133444
4	Application Module Speed Control	8152965
5	Application Module Linear Position Control	8133202
6	Application Module Light and Temperature Control	8155732

1



2



3



4



5



6



Optional application modules enable learners to explore typical industrial applications within a closed-loop system:

3 **Application Module Level Control**
With a control signal of ±10 volts, the application module behaves like a typical level curve and returns a control voltage. The level is displayed by means of a row of LEDs.

Order no.	8133444

4 **Application Module Speed Control**
The module consists of 2 units. On the first unit, there is a DC electric motor. The motor is coupled to a tachometer, which outputs the rotational speed as a voltage signal. The voltage signal is used for feedback in a closed control loop. On the second unit a generator serves as a load. A lamp activated via a switch loads the generator, changing its behavior.

Order no.	8152965

5 **Application Module Linear Position Control**
The module controls a positioning unit depending on the control signals from the components of the equipment set TP 1013. The module returns a voltage value as a control variable. The closed control loop behaves like a typical industrial application.

Order no.	8133202

6 **Application Module Light and Temperature Control**
A halogen lamp generates light and heat in a tunnel. Two sensors detect the light intensity and the temperature. A fan and a flap allow the air flow in the tunnel to change and thus also the temperature behavior of the application module.

Order no.	8155732

Recommended Learning Material

Workbooks (→ page 162)



Campus license:

de	8023436
en	8023437
es	8023438
fr	8023439

Note: The campus license includes the PDF version of sample solutions, educational instructions, and worksheets for learners.

Courses on Festo LX

- → Basic Principles of Closed-Loop Control Technology
- → Level Control System
- → Speed Control System
- → Llght and Temperature Control System

Microcontroller Development Systems

TP 1515 (PIC) / TP 1516 (Arduino)



[X] TP 1515 illustrated with optional components

Flexibility through modularity
The equipment sets TP 1515/1516 offer an affordable introduction to microcontroller systems and programming. They are ideal for learning about embedded electronic systems, programmable electronics, and for rapid prototyping.

Each set consists of a mounting panel, with a choice of upstream programmer board technology – PIC or Arduino – and a standard downstream board.

The sets can be used by students in educational environments, up to engineers in the industrial world. The technology is real, up-to-date, and provides a great base for Learning the next generation of engineers and technicians.

Flexible expansion
A wide selection of optional expansion boards is available, allowing coverage of specific topics to perfectly match Learning needs: input/output boards, wired/ wireless boards, motors/actuators boards, sensor boards, prototype boards, and graphical displays.

Boards can be snapped together using the rugged Har-flex® connectors to form a wide variety of systems for teaching or learning and for the rapid prototyping of complex electronic systems.

Students develop, simulate, test, and debug a microcontroller program to control embedded systems or mechatronics applications. The optional MecLab Interface connects TP 1515 to any MecLab Station.

Rugged design for education
The boards fit together in a flat 2D layout manner allowing the entire system to be easily seen and understood.

The sets have been designed to be electrically and mechanically rugged to withstand the pressures of the lab: downstream board interfaces include damage protection resistors and cannot be damaged by programming errors. Plastic covers protect panel-based boards and prevent chips from being removed.

Non-programmer friendly
The equipment sets are supported by Flowcode – a graphical, advanced integrated development environment (IDE) for electronic and electromechanical system development. Flowcode allows students to design, simulate, and test a wide variety of microcontroller-based systems with ease.

Topic coverage:
– Intro to microcontrollers
– Using E-blocks
– Flowcode – first program
– Flowcode – examples
– Programming exercises
– Arduino adjustments

1 Complete equipment set TP 1515	**8085562**

The package includes:
– 1x 8-bit PIC programmer board
– 1x Combo board
– 1x Mounting panel
– 1x Power supply
– 1x USB cable
– 1x Storage tray

2 Complete equipment set TP 1516	**8085563**

The package includes:
– 1x Arduino programmer board
– 1x Combo board
– 1x Mounting panel
– 1x Power supply
– 1x USB cable
– 1x Storage tray

Necessary accessory, please order:

Flowcode	→ page 26

Possibilities of expansion

Expansion boards	→ page 24
MecLab Interface	→ page 24

1



2

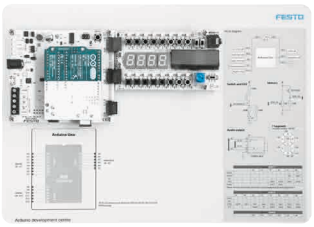

Technical characteristics

8-bit PIC Programmer Board
– PIC16F18877 microcontroller
– Voltage selector 5V/3.3V
– Powered via USB port or external supply
– Power output via screw terminal
– Adjustable clock frequencies
– Programmable via micro USB
– 5 ports; 35 I/O
– Reset button
– Chip features: 32 MHz, 56 kb flash memory

Arduino UNO Programmer Board
– Arduino UNO R3 PDIP
– Powered via USB port or external supply
– Power output via screw terminal
– Adjustable clock frequencies
– Programmable via micro USB
– 3 ports; 20 I/O
– Reset button
– Chip features:16 MHz, 32 kb flash memory

Introduce electronics students to the Internet of Things!

The Internet of Things, a network in which smart devices connect, communicate, and exchange data, is a key concept underlying the Industry 4.0. Several boards tackle communication technologies, such as Wi-Fi, Ethernet, and Bluetooth.

Recommended Learning Material

Workbooks



Campus license:

en	8094009
de	8128594

Printed workbooks available upon request.

Course on Festo LX
→ Microcontroller Programming

Expansion Boards and MecLab Interface

1



2



3



4



5



6



7



8



1 **Combo Board**
The Combo Board works with any upstream programmer board, allowing multiple technologies to be explored using a single downstream board. The board includes 16 individual LEDs, 16 individual switches, a quad 7-segment display, a 20 x 4-character alphanumeric LCD, onboards sensors (light / potentiometer), and an audio output socket. . The graphical LCD is driven via an intelligent conversion module (macro) to allow it to be treated as a standard Alphanumeric HD44780 compatible device.

Order no. **8083412**

2 **Prototype Board**
The Prototype Board allows for easy addition of custom circuitry into the system. It connects the I/O lines of a port to an array of standard pitch holes. The board is supplied with a small a solderless breadboard and leads.

Order no. **8083406**

3 **Keypad 3x4 Board**
The Keypad Board allows for simple data entry using an array of switch inputs. Switches are push to make.

Order no. **8083408**

4 **Color Graphical LCD Board**
The Color Graphical LCD Board provides a 160 x 128 pixel TFT color graphical display capable of drawing text, displaying images and symbols in 16-bit color. Featuring a Flowcode compatible ILI9163C display driver IC the display can be programmed and fully simulated within the Flowcode environment. The board also features a dimmable backlight to provide maximum display visibility even in the dark.

Order no. **8089821**

5 **Actuators Board**
The Actuators Board includes a DC motor with both analogue and digital feedback, a servo motor and a stepper motor with gearbox, plus the circuitry to drive the motors. A DC socket allows the various drivers to be powered from a secondary power supply.

Order no. **8083413**

6 **LED Board**
The LED Board allows a bank of eight LED indicators to be added to the system. LEDs can be driven in a digital way using on or off output states or in an analogue way using pulse width modulation (PWM) techniques. Each LED is in the active high configuration.

Order no. **8083404**

7 **LCD Board**
The LCD Board provides a 20 x 4 character alphanumeric display compatible with the standard HD44780 type displays. An onboard microcontroller listens for HD44780 compatible commands and converts the incoming commands into SPI packets that drive the modern chip on glass (COG) graphical display.

Order no. **8083407**

8 **SD card Board**
The micro SD card Board allows a large amount of data storage to be added to the system. The board provides a means of reading and writing data to the SD card as well as providing level shifting to allow 5V and 3V3 systems to be compatible. The board also provides a means of detecting if the card is present via a switch built into the card socket.

Order no. **8083409**

1 **Grove Sensor Board***
The Grove sensor board allows for the addition of many peripherals and sensors from the Seeed Studio range of Grove modules (sold separately). The board can use up to four Grove sensors at a time.

Order no.	**8083414**

2 **Relay Board**
The Relay Board provides two electrically controllable relays which act as isolated switches. The external connections to the relays are screw terminals; normally open (NO) and normally closed (NC) connections allow for maximum flexibility. Each relay features a LED.

Order no.	**8083419**

3 **Bluetooth Board**
The Bluetooth Board contains a Microchip RN4677 module which provides certified Bluetooth 4.0 functionality to the system. The module allows for exploration of both Bluetooth classic (BR/EDR) and Low Energy (LE) protocols.

Order no.	**8089815**

4 **Wi-Fi Board**
The Wi-Fi Board allows connection and communication with an existing Wi-Fi network. It can also be used to create a data access point. It is provided with a fully certified and ruggedized ESP12F module.

Order no.	**8089816**

5 **MecLab Interface**
MecLab Interface is a component that bridges a Microcontroller Development System TP 1515 with any MecLab Station. It allows control of the station by the microcontroller located on TP 1515. Using the visual programming software Flowcode, students can quickly and easily code a microcontroller to perform a sequence of actions on the station. The program is uploaded to the microcontroller and test run on the station. Two variants are available, depending if your MecLab Stations are equipped or not with the EasyPort Mini EasyKit with Power supply and Connecting cables.

Complete version	**8136430**
Add-on version	**8127367**

Additional expansion boards

Switch board	8083405
Terminals board	8083410
Servo motor board	8083411
Manual patch board	8083415
Splitter board	8083416
ZigBee board router	8083417
Upstream link board	8083418
ZigBee board coordinator	8084231
Ethernet board	8089822
Click board**	8089817
Mono gLCD board	8089818
CAN bus board	8089819
I/O expander board	8089820

*Compatible with Grove™ products
**Compatible with MikroElektronika products

1



2



3



4



5



Flowcode

A Visual Programming Environment

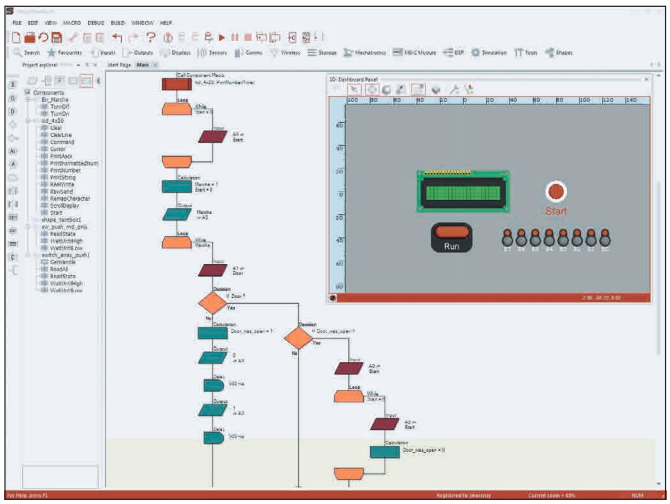

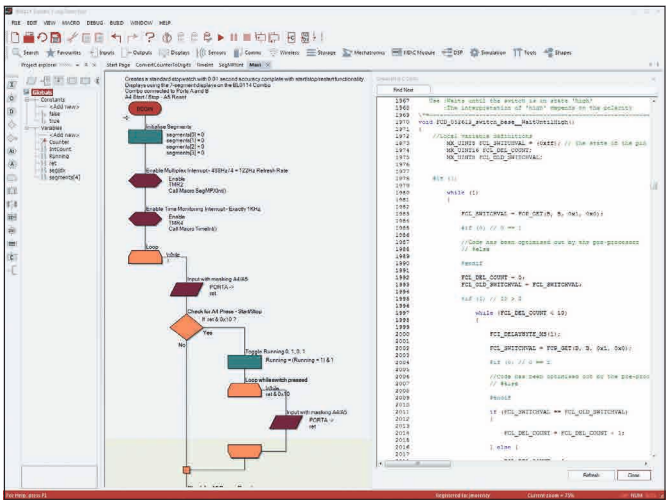

Flowcode enables quick and easy development of complex electronic and electromechanical systems. The graphical programming tool allows those with little experience to develop systems in minutes.

Flowcode is an advanced integrated development environment (IDE) for electronic and electromechanical system development. Engineers—both professional and academic – use Flowcode to develop systems for control and measurement based on microcontrollers or on rugged industrial interfaces using Windows compatible personal computers.

Furthermore, Flowcode allows full simulation (including simulation of C code), with users also being able to convert C code to flowcharts and other programming languages.

Other features included the ability to Auto ID downstream boards that are connected, improved compatibility with Arduino hardware, to give a more streamlined and smooth approach to programming this popular family, and SCADA mode – meaning users can now control external hardware from their PC using this impressive feature.

Graphical programming
The graphical icons which are used to develop systems within Flowcode are easy-to-use. It enables first-time developers to pick up the fundamentals and run with their designs. Using graphical icons allows users to view and learn code side-by-side for easier learning.

For more advanced users with a good understanding of programming, Flowcode allows integration of pre-written codes.

Microcontroller flexibility
Flowcode gives you the ability to work with multiple chip variants in an easy and flexible way. When learning and developing designs using 8-bit PIC or Arduino microcontrollers, Flowcode is perfect for students and makes code-porting simple, meaning that users can switch target devices with ease.

Testing and debugging
Ghost Technology embedded on upstream boards provides a real-time log of the status of all the pins on the microcontroller whilst a Flowcode program is running on the device. Built into Flowcode is a data recorder and oscilloscope which makes test and debugging procedures straightforward. Flowcode is also compatible with external hardware including oscilloscopes, power supplies, signal generators and more.

Component library
The library contains a vast collection of components that can be used to create systems, from simple switches and LED's to more complex communications modules.

Electronic communications
Communications developments form a large part of modern day electronic education and understanding. Communications including CAN bus, Bluetooth, USB, Ethernet and WIFI are available within the Flowcode environment.

New in version 10
- New 2D panels provide clearer graphics and customization option of all panels with your own drawings and notes.
- All 2D components have been redesigned with clearer graphics. Backwards compatible with V9 panels. 3D still supported. New primitive components with nesting properties.
- Code for any component can be viewed, edited, and customized.
- Improved simulation display and speed.
- Create web-based applications. HTML export allows you to create control and data gathering projects that function on any browser on any platform. Javascript based components allow simple web based applications to be produced.
- Facilitated project documentation and export.

Flowcode 10 licenses

1 user	**8194089**
10 users	**8194090**
50 users	**8194091**

Contact us for more licensing options.



Program a mechatronic application!
The PIC microcontroller on the TP 1515 programmer board controls the MecLab Station conveyor via the MecLab Interface. The microcontroller operates a flowchart-based program developed using Flowcode.

Accessories

Power Supplies and Cables

1



2



3



4



5



6



1 **Tabletop Power Supply Unit**
– Input voltage: 85 – 265 V AC (47 – 63 Hz)
– Output voltage: 24 V DC, short-circuit-proof
– Output current: max. 4.5 A
– Dimensions: 75 x 155 x 235 mm
Without power cable
Order no. **8049633**
With IEC power cable, 1.3 m, with:
Connector as per CEE 7/VII for DE, FR, NO, SE, FI, PT, ES, AT, NL, BE, GR, TR, IT, DK, IR, ID
Order no. **162417**
Connector as per NEMA 5-15 for US, CA, Central America, BR, CO, EC, KR, TW, TH, PH, JP
Order no. **162418**
Connector as per BS 1363 for GB, IE, MY, SG, UA, HK, AE
Order no. **162419**
Connector as per AS 3112 for AU, NZ, CN, AR
Order no. **162380**
Connector as per SEV 1011 for CH
Order no. **162381**
Connector as per SANS 164-1 for ZA, IN, PT, SG, HK, (GB), (AE)
Order no. **162382**

2 **EduTrainer 24 V Power Supply Unit**
– Input voltage: 1 AC/110 – 230 V (47 – 63 Hz)
– Output voltage: 24 V DC, short-circuit-proof
– Output current: Max. 4.5 A
– Front plate: 133 x 297 mm
– Console housing with rubber feet for use in an A4 frame or on tabletop
– Connection via 4 mm safety plugs
– Feedtrough for 3AC/400V
Order no. **571813**

3 **Power Supply Unit for Mounting Frame**
– Input voltage: 85 – 265 V AC (47 – 63 Hz)
– Output voltage: 24 V DC, short-circuit-proof
– Output current: max. 4.5 A
– Dimensions: 170 x 240 x 92 mm
Without power cable
Order no. **8049382**
With IEC power cable, 1.3 m, with:
Connector as per CEE 7/VII for DE, FR, NO, SE, FI, PT, ES, AT, NL, BE, GR, TR, IT, DK, IR, ID
Order no. **159396**
Connector as per NEMA 5-15 for US, CA, Central America, BR, CO, EC, KR, TW, TH, PH, JP
Order no. **162411**
Connector as per BS 1363 for GB, IE, MY, SG, UA, HK, AE
Order no. **162412**
Connector as per AS 3112 for AU, NZ, CN, AR
Order no. **162413**
Connector as per SEV 1011 for CH
Order no. **162414**
Connector as per SANS 164-1 for ZA, IN, PT, SG, HK, (GB), (AE)
Order no. **162415**

4 **5-Fold plug Socket Strip with Switch**
Impact and shatter resistant plug socket strip with tamper-proof cover, 4 mounting points and mounting attachments.
With power supply plug suitable for: DE, FR, NO, SE, FI, PT, ES, AT, NL, BE, GR, TR, IT, DK, IR, ID
Order no. **380707**

CEE 7/VII



AS 3112



NEMA 5-15



SEV 1011



BS 1363



SANS 164-1



5 **IEC Power Cable**
One end fitted with a straight IEC C13 connector and the other fitted with a country-specific connector.
Connector as per CEE 7/VII for DE, FR, NO, SE, FI, PT, ES, AT, NL, BE, GR, TR, IT, DK, IR, ID
Order no. **247661**
Connector as per NEMA 5-15 for US, CA, Central America, BR, CO, EC, KR, TW, TH, PH, JP
Order no. **350362**
Connector as per BS 1363 for GB, IE, MY, SG, UA, HK, AE
Order no. **350363**
Connector as per AS 3112 for AU, NZ, CN, AR
Order no. **350364**
Connector as per SEV 1011 for CH
Order no. **350366**
Connector as per SANS 164-1 for ZA, IN, PT, SG, HK, (GB), (AE)
Order no. **350367**

6 **IEC Power Cable 90°**
One end fitted with a 90° IEC C13 connector and the other fitted with a country-specific connector. Preferred version for EduTrainer Universal.
Connector as per CEE 7/VII for DE, FR, NO, SE, FI, PT, ES, AT, NL, BE, GR, TR, IT, DK, IR, ID
Order no. **549860**
Connector as per NEMA 5-15 for US, CA, Central America, BR, CO, EC, KR, TW, TH, PH, JP
Order no. **549861**
Connector as per BS 1363 for GB, IE, MY, SG, UA, HK, AE
Order no. **549862**
Connector as per AS 3112 for AU, NZ, CN, AR
Order no. **549863**
Connector as per SEV 1011 for CH
Order no. **549864**
Connector as per SANS 164-1 for ZA, IN, PT, SG, HK, (GB), (AE)
Order no. **549865**

Accessories

Safety Laboratory Cables (4 mm)

4 mm Safety Laboratory Cables
– Plugs with rigid protective sleeve and axial socket
– Conductor cross section: 1 mm²
– 1000 V CAT II
– Rated current: 16 A

4 mm Safety Laboratory Cables, 98 Pieces, Red and Blue
Complete set, consisting of 98 safety laboratory cables with 4 mm safety plugs in the colors red and blue:
– 10x red 50 mm
– 10x blue 50 mm
– 26x red 300 mm
– 11x blue 300 mm
– 21x red 500 mm
– 12x blue 500 mm
– 3x red 1000 mm
– 3x blue 1000 mm
– 1x red 1500 mm
– 1x blue 1500 mm
For the third cable color, safety laboratory cables, 47 pieces, black, are suitable (order no. 8092667)

Order no.	**8092666**

4 mm Safety Laboratory Cables, 47 Pieces, Black
Complete set, consisting of 47 safety laboratory cables with 4 mm safety plugs in the color black:
– 8x black 50 mm
– 18x black 300 mm
– 18x black 500 mm
– 2x black 1000 mm
– 1x black 1500 mm

Order no.	**8092667**

4 mm Safety Laboratory Cables, 106 Pieces, Red, Blue and Black
Complete set, consisting of 106 safety laboratory cables with 4 mm safety plugs in the colors red, blue and black:
– 10x red 50 mm
– 10x blue 50 mm
– 8x black 50 mm
– 8x red 300 mm
– 8x blue 300 mm
– 18x black 300 mm
– 8x red 500 mm
– 8x blue 500 mm
– 18x black 500 mm
– 2x red 1000 mm
– 3x blue 1000 mm
– 2x black 1000 mm
– 1x red 1500 mm
– 1x blue 1500 mm
– 1x black 1500 mm

Order no.	**8092668**

4 mm Safety Laboratory Cables, 58 Pieces, Brown, Black, Gray, and Blue, with Gray Plugs
Complete set, consisting of 58 safety laboratory cables with 4 mm safety plugs in brown, black, gray, and blue, with gray plugs:
– 6x gray 50 mm
– 5x gray 300 mm
– 5x brown 300 mm
– 5x black 300 mm
– 5x blue 300 mm
– 4x gray 500 mm
– 4x brown 500 mm
– 4x black 500 mm
– 4x blue 500 mm
– 2x gray 1000 mm
– 2x brown 1000 mm
– 2x black 1000 mm
– 2x blue 1000 mm
– 2x gray 1500 mm
– 2x brown 1500 mm
– 2x black 1500 mm
– 2x blue 1500 mm

Order no.	**8092669**

4 mm Safety Laboratory Cables and Safety Jumper Plugs, 14 Pieces, Green-Yellow
Complete set, consisting of 8x 4 mm safety laboratory cables and 6x safety jumper plugs in the color green-yellow:
4 mm Safety laboratory cables:
– 2x 300 mm
– 2x 500 mm
– 2x 1000 mm
– 2x 1500 mm
4 mm Safety jumper plugs:
– 6x 19 mm

Order no.	**8092672**

4 mm Safety Laboratory Cables, 50 mm

red	**8092626**
blue	**8092627**
black	**8092628**
gray-gray	**8092629**

4 mm Safety Laboratory Cables, 300 mm

red	**8092630**
blue	**8092631**
black	**8092632**
gray-gray	**8092633**
brown-gray	**8092634**
black-gray	**8092635**
blue-gray	**8092636**
yellow	**8092637**
green/yellow-yellow	**8092638**

4 mm Safety Laboratory Cables, 500 mm

red	**8092639**
blue	**8092640**
black	**8092641**
gray-gray	**8092642**
brown-gray	**8092643**
black-gray	**8092644**
blue-gray	**8092645**
yellow	**8092646**
green/yellow-yellow	**8092647**

4 mm Safety Laboratory Cables, 1000 mm

red	**8092648**
blue	**8092649**
black	**8092650**
gray-gray	**8092651**
brown-gray	**8092652**
black-gray	**8092653**
blue-gray	**8092654**
yellow	**8092655**
green/yellow-yellow	**8092656**

4 mm Safety Laboratory Cables, 1500 mm

red	**8092657**
blue	**8092658**
black	**8092659**
gray-gray	**8092660**
brown-gray	**8092661**
black-gray	**8092662**
blue-gray	**8092663**
yellow	**8092664**
green/yellow-yellow	**8092665**



Accessories

Jumper Plugs (4 mm) and Safety Laboratory Cables (2 mm)





Safety Jumper Plugs
– Plugs with rigid protective sleeve
– Plug spacing: 19 mm
– 1000 V CAT II
– Rated current: 16 A

Safety Jumper Plugs, 36 Pieces, Red, Blue, Gray, Gray-Blue
Complete set, consisting of 36 safety jumper plugs in the colors red, blue, gray, gray-blue:
– 8x red
– 8x blue
– 16x gray
– 4x gray-blue

Order no.	**8092677**

Safety Jumper Plugs, 28 Pieces, Gray-Black
Complete set, consisting of 28 gray-black safety jumper plugs. Suitable for the universal patch panel EduTrainer, the jumper plugs are used to clearly establish connections when designing circuits:
– 28x gray-black

Order no.	**571809**

Safety Jumper Plugs, 19 mm

red	**572097**
blue	**572098**
black	**572099**
gray	**572100**
gray-blue	**572120**
gray-black	**572121**
green-yellow	**572101**

2 mm Safety Laboratory Cables
– Plugs with rigid protective sleeve and axial socket
– Conductor cross section: 0,5 mm²
– 500 V CAT II
– Rated current: 5 A

2 mm Safety Laboratory Cables, 60 Pieces, Red, Blue and Black
Complete set, consisting of 60 safety laboratory cables with 2 mm safety plugs in the colors red, blue and black:
– 11x red 100 mm
– 11x blue 100 mm
– 20x black 100 mm
– 2x red 200 mm
– 2x blue 200 mm
– 10x black 200 mm
– 2x black 300 mm
– 2x black 500 mm

Order no.	**574206**

2 mm Safety Laboratory Cables, 100 mm

red	**574198**
blue	**574199**
black	**574200**

2 mm Safety Laboratory Cables, 200 mm

red	**574201**
blue	**574202**
black	**574203**

2 mm Safety Laboratory Cables, 300 mm

red	**576297**
blue	**576298**
black	**574204**

2 mm Safety Laboratory Cables, 500 mm

red	**576295**
blue	**576296**
black	**574205**



Measuring lad holder
Mobile measuring lead holder with storage box.
– Dimensions (W x H x D)
  54 x 135 x 54 cm
– Storage dimensions (W x D)
  42 x 51 cm

Order no.	**8043430**

Accessories

Protective Conductor Cables, Adapters

Protective Conductor Cables with Special Connector
– Special sockets 6 mm
– Conductor cross section: 4 mm²
– Both sides are equipped with a special socket
– Special connectors are unmistakable with 4 mm safety cables
– Easy to recognize, allows simple checking of safety-relevant connections at the workplace

1 **Protective Conductor Cables with Special Connector, 14 Pieces**
Complete set, consisting of 14 preassembled cables with 6 mm special socket for protective earth connection:
– 8x 100 mm
– 3x 400 mm
– 3x 1500 mm

Order no.	**8067503**

Protective Earth Cable with Special Connector

100 mm	**8067504**
400 mm	**8067505**
1500 mm	**8067506**

2 **Adapter from 4 mm Safety Socket Plug to Special Connector, 20 Pieces**
– Connector pin: 6 mm
– To insert into a 4 mm safety socket
– Special connectors are unmistakable with 4 mm safety cables
– Simple to mount with the assembly tool
– Permanent retention and conversion
– 20x adapters
– 1x assembly tool
– 1x assembly instructions

Order no.	**8067500**

A4 Transport and Storage Case
Practical and robust case with handle for storing and transporting EduTrainers (A4 modules with a width of up to 535 mm (permissible device height of console housing 66/95 mm)). Up to 200 plug-in components with 4 mm safety plugs can be stored in the cover of the case. Both the EduTrainer and the plug-in components can be used directly when installed. Approx. dimensions: 450 x 650 x 280 mm

Order no.	**8197368**



3 **BNC – 4 mm Safety Measuring Adapter**
Measuring lead for BNC plug on 4 mm safety plug
– BNC plug insulated
– 4 mm plug with rigid protective sleeve and axial socket
– 600 V CAT II
– Length: 1600 mm

Order no.	**8023959**

4 **4 mm – 2 mm Safety Measuring Adapter**
Measuring adapter 4 mm safety plug on 2 mm safety socket
– With rigid protective sleeve and axial socket
– 600 V CAT II
– Load capacity: 5 A

Order no.	**8023960**

5 **Set of 4 mm Angled Safety Adapters, 20 Pieces, Clevis**
Set comprising 20 angled adapters with rigid protective sleeve and open clevis end for the bonding of devices.
– Clevis width: 7.5 mm
– Clevis length: 12 mm
– Suitable for M4 screws
– 1000 V CAT II
– Load capacity: 16 A

gray	**576287**
black	**576288**

6 **Set of 4 mm Angled Safety Adapters, 20 Pieces, Pin**
Set comprising 20 angled adapters with rigid protective sleeve and open pin end for the bonding of devices.
– Pin width: 2 mm
– Pin length: 12 mm
– 1000 V CAT II
– Load capacity: 16 A

gray	**576285**
black	**576286**

1



2



3



4



5





6





Accessories

Optional Components, Housings

1


2


3


4


5


6


7


8



1 **Set of Empty Component Housings, 2-Pin**
Set of ten 2-pole empty housings, suitable for the equipment sets Fundamentals of Electrical Engineering and Electronics. Consisting of:
– Housing top part, gray, blank
– Housing bottom part, transparent
– Printed circuit board with universal layout and pressed-in 4 mm connectors
For standard components with 2 terminals.

Order no.	**576289**

2 **Set of Empty Component Housings, 3-Pin**
Set of ten 3-pole empty housings, suitable for the equipment sets Fundamentals of Electrical Engineering and Electronics. Consisting of:
– Housing top part, gray, blank
– Housing bottom part, transparent
– Printed circuit board with universal layout and pressed-in 4 mm connectors
For standard components with 2 terminals.

Order no.	**576290**

3 **Operational Amplifier**
For constructing amplifier circuits.
– Supply voltage +/-15 V DC via 2 mm safety plug
– Output short circuit proof
– Offset compensation possible with potentiometer
– OP type LM741

Order no.	**576621**

4 **IC Zero Insertion Force Socket**
High-quality IC socket for tool-free adaptation of ICs, compatible with digital technology.
– 16 pins in a 2.54 mm grid
– Tool-free assembly using clamping lever
– Contacting with 2 mm safety plug

Order no.	**576623**

5 **I/O Level Converter 5 V ‹–› 24 V**
I/O level converter for the implementation of digital inputs and outputs for digital technology or microcontrollers on functional models.
– Supply voltage DC/24 V via 4 mm safety plug
– 8 inputs 5 V via 2 mm safety plug
– 8 outputs 5 V via 2 mm safety plug
– SysLink connection with 8 inputs and 8 outputs 24 V
– Acceptable current load per DC/24 V output 300 mA, protected against short circuits and overloads
– Sum of the output currents: max. 2 A

Order no.	**576622**

6 **I/O level Converter 5 V-24 V with Sub-D HD Socket**
I/O level converter for the implementation of digital and analog inputs and outputs for digital technology, control technology or microcontrollers on functional models.
– Supply voltage 24 V DC via 4 mm safety plug
– 4 inputs 5 V DC via 2 mm safety plug
– 4 outputs 5 V DC via 2 mm safety plug
– 2 analog inputs ±10 V DC via 2 mm safety plug
– 1 analog output ±10 V via 2 mm safety plug
– Sub-D HD plug with 4 inputs, 4 outputs 24 V DC and 2 analog inputs, 1 analog output ±10 V
– Current rating per 24 V DC output 300 mA, short-circuit and overload protected
– Current rating per 5 V DC output: 25 mA

Order no.	**8042619**

7 **KNX Cable Set**
Complete set comprising 6 KNX cables. Pre-assembled with KNX system plugs to fit KNX EduTrainers.
– Conductor cross section: 2 x 2 x 0.8 mm²
– 4x 100 mm
– 1x 200 mm
– 1x 1000 mm

Order no.	**8023965**

8 **A4 Empty Housing**
Medium-grey front panel with removable protective sheet, rear cover, rubber feet and screws fully mounted.
– Front panel: variable
– Depth: 90 mm

133 x 297 mm	**8023974**
266 x 297 mm	**8023975**
399 x 297 mm	**8023976**

Accessories
Oscilloscopes

1 **Tektronix TBS2074 Digital Storage Oscilloscope**
– Display: Color WVGA, 9” W, resolution 800 x 480
– Bandwidth: 70 MHz
– Channels: 4
– Sampling rate: 1.0 GS/s
– Resolution: 8 bits
– Interface: 2x USB2.0, Wifi, Ethernet port
– Record length : 20 Mpoints
– 32 automated measurement mode
– CE, UL, CSA

Order no.	**8068879**

Also necessary, please order:

4x	BNC - 4 mm Safety Measuring Adapter (page 31)	8023959

2 **Keysight EDUX52A-EDU Digital Oscilloscope**
Standard oscilloscope for visualizing relationships during basic training in electrical engineering. Curves can be traced and evaluated on a PC.
– Display: color
– Bandwidth: 50 MHz
– Channels: 2
– Time base: 2,5 ns – 50 s/div
– Sampling rate: 1.0 GS/s
– Resolution: 8 bits
– Interface: USB / LAN
– Additional functions: digital voltmeter, frequency meter

Order no.	**571845**

Also necessary, please order:

2x	BNC - 4 mm Safety Measuring Adapter (page 31)	8023959

1



2



Accessories

Multimeters, Testers

1



2



3



4



1 **GW Instek GDM-533 Digital Multimeter**
The universal digital multimeter for basic training. Offers True RMS measurement, automatic and manual range selection, illuminated LCD display with 6000 counts, display hold, bar graph display, USB interface.
– Voltage: 0.01 mV ... 1000 V
– Current: 0.1 µA ... 20 A
– Resistance: 0.1 Ω ... 60 MΩ
– Capacitance: 0.01 nF ... 60 mF
– Frequency: 1 Hz ... 10 MHz
– Measuring circuit category: CAT III/1000 V

Order no. **8217596**

2 **Fluke 179 Digital Multimeter**
Meter for higher requirements in basic training. Automatic and manual range selection, 4-digit illuminated LCD display for measuring direct and alternating voltage, direct and alternating current, resistance, continuity, frequency, capacitance, diode test, temperature measurement, min./max./mean value, display hold, bar graph, true effective value measurement (TRMS).
– Voltage: 0.1 mV – 1,000 V
– Current: 0.01 mA – 10 A
– Resistance: 0.1 Ω – 50 MΩ
– Frequency: 0.01 Hz – 100 kHz
– Capacitance: 1 nF – 10,000 µF
– Measuring circuit category CAT III/1000 V
– Measuring circuit category CAT IV/600 V

Order no. **571831**

3 **Fluke 1664 FC Installation Tester for VDE 0100**
Installation tester for testing and accepting stationary installations as per VDE 0100/0413 and the international standard IEC 60364. Perfect for the practical demonstration of electrical protective measures in combination with our EduTrainers for power supply systems and protective measures, and particularly for testing type B RCDs. For all basic installation tests including continuity, insulation, loop impedance, trigger time and trigger current of the residual current protective devices (RCDs), measuring ground resistance and phase sequence, including insulation pre-test to protect connected devices from damage. Internal memory, PC interface or Fluke Connect for documentation and reporting.

Order no. **8064024**

4 **Beha-Amprobe Telaris ProInstall-0100 Installation Meter**
Low-cost installation tester with a good range of functions for testing the safety of electrical systems and work with our EduTrainern for power supply systems and protective measures, without test options for RCDs Type B. For testing and acceptance of fixed electrical installations in accordance with: DIN VDE 0100,ÖVE E 8001, NIV/NIN 2010, BS 7671, IEC 60364. Light and compact portable device with a clear user interface, a large backlit LCD display and a data logging function with a PC download. For all fundamental installation tests including insulation resistance, loop impedance and short circuit measurement, triggering time and tripping current of RCDs/quick-acting protective devices, low-ohm measurement and rotary field testing.

Order no. **8040008**

Software for Beha-Amprobe Telaris ProInstall-0100
Convenient, extensible software for logging measurement data per DIN VDE 0100/0105. Log design per ZVEH protocol. Includes interface adapter TL USB.

Order no. **8040009**

1 **Amprobe AC50A**
Digital Leakage Current Clamp
This current clamp is ideally suited to measuring discharge currents (leakage currents) and differential currents (to BGV A3). In addition to the current clamp function, this current clamp also includes the most common multimeter functions via measuring cables such as voltage measurement, resistance and continuity.
– Voltage AC: 0.1 – 400 V
– Current AC: 0.01 mA – 60 A
– Resistance: 0.1 – 400 Ω
– Frequency range: 40 Hz – 1 kHz
– Measuring circuit category CAT IV/600 V

Order no. **571848**

2 **Amprobe Rotary Field and Motor Direction-of-Rotation Indicator PRM-6-EUR**
Phase sequence checker for basic training in three-phase technology and drive technology.
– Rotary field display
– Display of a missing or incorrectly connected external conductor
– Contactless motor direction-of-rotation indicator with running motors
– Voltage-free determination of motor connections (U, V, W) using a manual drive

Device information
– Voltage range from 40 to 700 V
– Frequency range 16 to 400 Hz
– Measurement category CAT IV, 600 V
– Sturdy housing with protective rubber cover
– Removable measuring cables
– Background lighting
– Rotary field direction check also possible if battery is low or missing

Order no. **8081205**

3 **T110 VDE Voltage and Continuity Tester**
Ideally suited for basic training in electrical engineering. VDE-tested and EN 61243-3:2010-compliant, with measurement probes per the safety regulation HSE GS 38. With its robust and ergonomic plastic housing and the thicker measuring lead with a wear indicator, T110 is ideal for mobile use. Equipped with a direction of rotation indicator for three-phase systems and functions for testing RCDs via loads which can be switched with two-button operation. Also includes a special electric flashlight function for working in dark environments.
– Voltage: 12 – 690 V
– Rotary field: 100 – 690 V
– Flow: 0 – 400 kΩ
– Frequency: 0/40 – 400 Hz
– Measuring circuit category CAT III/690 V
– Measuring circuit category CAT IV/600 V

Order no. **8040007**

1



2



3



Drive Technology and Motor Control





Training Packages
Circuits with Contacts TP 1211 38
Basic Motor Control Technology TP 1221 40
Servo Brake and Drive System TP 1410 44
Stepper and Servo Motor Control Technology TP 1423 52

Project Kits
Electrical Drive Technology 54

Learning Systems
Industrial Wiring 56

Basic Principles of Circuits with Contacts

TP 1211

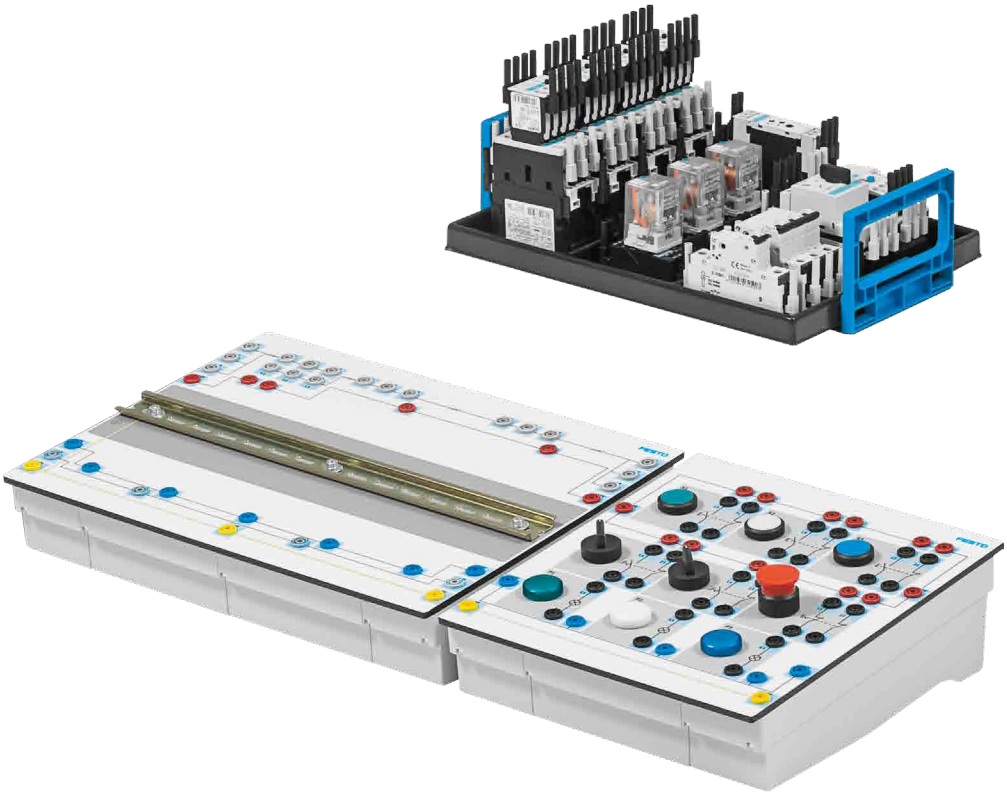

The fundamentals of control technology

Basic control circuits also have their place in modern automation technology, as simple automation tasks are still set up with low-cost contactor circuits.

Realistic projects are executed using the equipment set and practical exercises. The design, function and areas of application of the components are explained along with their use.

Selecting the correct switching elements and equipment is just as important as the correct use and adjustment of protective devices.

The general operating principles are explained using examples and the basic knowledge of the control technology with contacts is explained comprehensively.

Training content

- Pushbuttons and switches
- N/O and N/C contacts
- Jog mode
- Self-latching loop
- Pushbutton lock
- Multiple control points
- Indicator lamps
- Design and function of a contactor
- Electronic time relays
- Overcurrent trigger and motor protection switch
- Equipment designations
- Connecting and testing a three-phase socket
- Main and control circuit
- Protective interlocking
- Reversing contactor circuit
- Star-delta starting up
- Reversing contactor circuit with automatic star-delta starting up

Advantages

- Extremely compact equipment
- Flexible thanks to the use of industrial components
- Easily expandable
- Jumper plugs for connecting the boards improve clarity
- Stable angled screw-in sockets for contacting
- The optional mobile solution combines work, transport and storage requirements perfectly, thus reducing the amount of work required before and after lessons

Complete equipment set TP 1211	**8208247**

The most important components at a glance:

1	1x EduTrainer Contactor Board	571814
2	1x EduTrainer Operator and Signaling Unit	571815
3	1x Motor Technology Contactor Set	571816

Necessary accessories, also order:

Soft Starter	8126037
4 mm Safety Laboratory Cables, 106 Pieces, Red, Blue and Black	8092668
4 mm Safety Laboratory Cables, 58 Pieces, Brown, Black, Gray, and Blue, with Gray Plugs	8092669
Safety Jumper Plugs (page 15)	
Protective Conductor Connecting Cables with Special Socket, 14 Pieces	8067503
Amprobe PRM-6-EUR Phase Sequence Indicator	8081205

Possiblities of expansion:

Three-Phase AC Power Supply and Safety Unit	594826
EduTrainer 24 V Power Supply Unit	571813
Three-phase AC Asynchronous Motor 400/690 V IE3	8226654
Stand-Alone Guard for Electric Machines	8118117
Electric Machines (page 46)	
Motor Protection Switch (page 45)	

Note: This training package comes disassembled. The safety connectors have to be assembled by the end user.

1

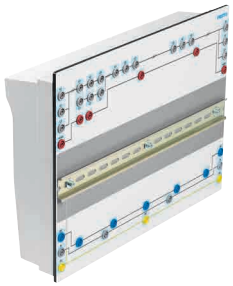

2



3



Recommended Learning Media

Workbooks (→ page 162)



Campus license:

de	570901
en	567315
es	567317
fr	567319

Printed workbooks available upon request.

Course on Festo LX

→ Fundamentals of Circuits With Contacts

Basic Motor Control Technology

TP 1221

→ Video



Shown with optional components

The fundamentals of electric motor controllers

The equipment set Basic Motor Control Technology builds knowledge and skills in the fundamentals of industrial electric motor controllers. The curriculum is specially designed to develop soft skills in addition to technical skills. Equipment allows teachers to insert various faults to develop troubleshooting skills – a must for a good preparation for the workplace.

The course first familiarizes learners with the operation of individual components, then provides hands-on application opportunities to use them in realistic, industrial motor control circuits. Upon completion of this course, learners will be able to install, commission and troubleshoot the most common electric motor controllers using contactors and relays.

Benefits

– Innovative design for power switchgear from Siemens with safe and faultable connection boxes
– Faultable components to develop troubleshooting skills
– Curriculum with high focus on soft skills development along with technical skills

Learning objectives

– Lockout/tagout procedures
– Symbols and schematics
– Troubleshooting components and circuits
– Control and pilot devices
– Protections (breakers, overloads)
– Manual starters
– Two- and three-wire control
– Reversing starters
– Jogging control
– Time-delay relays
– Primary resistors starters
– Star-delta starters
– Motor testing and troubleshooting

BMC SIM:
Basic Motor Control Simulator

BMCSIM enables the study of basic motor control technology in an easy-to-use 3D digital environment that can be accessed anytime, anywhere.

This online simulation software faithfully reproduces the characteristics and behaviors of the two equipment sets, enabling remote virtual lab sessions without the need for physical hardware.

Students can use BMCSIM to complete most of the exercises in the Basic Motor Control Technology student workbook.



– Interactive tool that allows remote study or lab preparation
– User-friendly interface and easy license management
– Hands-on learning activities with electrical schematics included in PDF format
– Fault-injection feature to develop troubleshooting skills

Free trial version:
→ bmcsim.festo.com

Complete Equipment Set TP 1221, 120 V, 60 Hz	**8158355**
Complete Equipment Set TP 1221, 230 V, 50/60 Hz	**8158356**

The most important components at a glance:

1 Basic motor controls component set	On request
2 Electrical cabinet mounting panel	8141608
3 Control and pilot devices	8140123
4 Disconnect switch	8140373
5 Cam switch	8140444
6 Starting resistors, 120 V, 60 Hz or	8142976
6 Starting resistors, 230 V, 50/60 Hz	8144625

Note: Make sure you have the required accessories and recommended workstations listed below, or suitable equivalents, in your laboratory.

Required accessories, also order:

7 Three-phase induction motor, 120 V, 60 Hz or	8143697
Three-phase induction motor, 230 V, 50/60 Hz	8143698
8 Mechanical load for electrical machines	8147352
Inertia wheel for Basic Motor Control	8156783
Protective guard – face-to-face	794194
Coupling	792271
Safety laboratory cables for Basic Motor Control	8150799
Digital multimeter	579782
Amprobe AMP-220 clamp meter	8158976
Klein tools ET600 insulation resistance tester	8158399
AC 24 V wall mount power supply, 120 V, 60 Hz or	579696
AC 24 V wall mount power supply, 230 V, 50/60 Hz	793290
Three-phase AC Power supply and safety unit, 120 V, 60 Hz or	8143154
Three-phase AC Power supply and safety unit, 230 V, 50/60 Hz	8143155
or	
Three-phase AC Power supply and safety unit, Type B RCD, 230 V, 50/60 Hz	8162950

Recommended workstations:

Tabletop workstation (DIN A4)	8153360
Tabletop double-sided workstation (DIN A4)	8158409
Mobile Frameline, complete model without energy duct	8075133
Frameline mobile table	8087149

Recommended extensions:

EduTrainer soft starter	8121090
BMC SIM (1 user, 1 year)	8219723
BMC SIM (1 user, 3 year)	8219724
BMC SIM (1 user, 5 year)	8219725
SkillsConveyor *	8184210

Note: When using the SkillsConveyor in combination with the TP 1221, suitable additional motor protection devices are required and must be ordered separately: Manual Starter (order no. 8229017) and Overload Relay (order no. 8229231).



By connecting TP 1221 with the SkillsConveyor, students gain a deeper understanding of how basic motor controls integrate into modern automated processes.

1


2


3


4


5


6


7


8


Recommended Learning Material

Workbooks (→ page 162)



Campus license:

en	8174636

Note: The campus license is currently offered in English only, but other languages will be added as they become available. Campus licenses include the student and the instructor PDF versions of the workbook “Basic Motor Control Technology”. Printed workbooks available upon request.

Course on Festo LX

→ Basic Motor Control Technology

Basic Motor Control Technology

TP 1221-P

→ Video





By connecting TP 1221 with the SkillsConveyor, students gain a deeper understanding of how basic motor controls integrate into modern automated processes.

The fundamentals of electric motor controllers

The training package Basic Motor Control Technology builds knowledge and skills in the fundamentals of industrial electric motor controllers.

The course first familiarizes learners with the operation of individual components, then provides hands-on application opportunities to use them in realistic, industrial motor control circuits. Upon completion of this course, learners will be able to install, commission and troubleshoot the most common electric motor controllers using contactors and relays.

The curriculum is specially designed to develop soft skills in addition to technical skills. Equipment allows teachers to insert various faults to develop troubleshooting skills – a must for a good preparation for the workplace.

Learning objectives

- Lockout/tagout procedures
- Symbols and schematics (understanding and implementing)
- Troubleshooting components and circuits
- Control and pilot devices
- Protections (breakers, overloads)
- Manual starters
- Two- and three-wire control
- Reversing starters
- Jogging control
- Time-delay relays
- Primary resistors starters
- Star-delta starters
- Motor testing and troubleshooting

Benefits

- Innovative design for power switchgear from Siemens with safe and faultable connection boxes
- Faultable components to develop troubleshooting skills
- Curriculum with high focus on soft skills development along with technical skills
- Safe grounding method PE+

All the equipment required to perform the practical exercises is contained in the rugged suitcase for convenient storage and transportation.

Complete Equipment Set TP 1221-P	**8145472**

Notes: Measuring instruments sold separately. Also, three-phase power (120 – 208 V or 230 – 400 V, 5 wires including neutral and ground) is required for operation.

The most important components at a glance:
- Pushbuttons, switches and emergency buttons
- Pilot lights
- Circuit breaker
- Disconnect switch
- Cam switch
- High-power resistors
- Three-phase induction motor (star/delta) with inertia load
- Contactors
- Control relay
- Overload relay
- Motor protective switch
- Time-delay relay
- Fault keys for power components and fault switches
- Power supplies
- Tabletop mounting plate with DIN rail
- Safety laboratory cables
- Three-phase power cord

Recommended extensions:

BMC SIM (1 user, 1 year)	8219723
BMC SIM (1 user, 3 year)	8219724
BMC SIM (1 user, 5 year)	8219725
SkillsConveyor *	8184210

Note: When using the SkillsConveyor in combination with the TP 1221, suitable additional motor protection devices are required and must be ordered separately: Manual Starter (order no. 8229017) and Overload Relay (order no. 8229231).

BMC SIM:
Basic Motor Control Simulator

BMC SIM enables the study of basic motor control technology in an easy-to-use 3D digital environment that can be accessed anytime, anywhere.

This online simulation software faithfully reproduces the characteristics and behaviors of the two equipment sets, enabling remote virtual lab sessions without the need for physical hardware.

Students can use BMC SIM to complete most of the exercises in the Basic Motor Control Technology student workbook.



- Interactive tool that allows remote study or lab preparation
- User-friendly interface and easy license management
- Hands-on learning activities with electrical schematics included in PDF format
- Fault-injection feature to develop troubleshooting skills

Free trial version:
→ bmcsim.festo.com

Recommended Learning Material

Workbooks (→ page 162)



Campus license:

en	8174636

Note: The campus license is currently offered in English only, but other languages will be added as they become available. Campus licenses include the student and the instructor PDF versions of the workbook “Basic Motor Control Technology”. Printed workbooks available upon request.

Course on Festo LX
→ Basic Motor Control Technology

Servo Brake and Drive System

TP 1410



A compact and powerful motor testing platform

Modern drives are characterized by the integration of electrical and mechanical components into complete systems.

In addition to the fundamentals of the rotating electrical machines, the system approach and practical relevance play a decisive role in an effective learning concept.

Enclosed in a compact housing, this equipment set incorporates a complete, flexible and convenient load and drive system, which is used to analyze the systems to be examined in different load situations.

The unique didactic concept makes a clear distinction between the unit under test and the load. The practical quick-change system makes it easy to set up and change the machines to be examined. The unit under test circuits are created using reliable and flexible A4 EduTrainer modules.

Simple tests such as the recording of a characteristic curve can be performed manually with the brake system, with no need for a PC and software. Measured values, characteristics and function mode are shown on the integrated display.

The convenient DriveLab software provides a wide range of options.

With the electric teaching machines, virtually all electric circuits and drives that exist in industry, in trade and in the home can be explained practically and effectively.

The range of drives includes systems of varying degrees of complexity, including single-phase and three-phase drives, DC drives and modern servo drives.

Training content
- Electric drive technology components
- DC drives
- AC drives
- Three-phase drives
- Special purpose machines
- Actuation with contact
- Frequency converters
- Communication technology

Technical data
- Input voltage: 1 AC/110 – 230 V, 50 – 60 Hz
- Control console housing with rubber feet for use in the desk
- Connection via 4 mm safety connector
- Integrated EMC filter
- Integrated braking resistor

Complete equipment set TP 1410	**8121044**

The most important components at a glance:
– 1x Servo brake and drive system
– 1x Transparent shaft cover
– 1x Coupling sleeve
– 1x DriveLab software
– 1x USB connecting cable

Possibilities of expansion:

Electric machines (next page)
Motor protection switch (see below)
Control units for electric machines (page 47)
Basic Principles of Circuits with Contacts TP 1211 (page 38)
Sinamics G120 EduTrainer TP 1410 (page 49)
IGBT Training Package for TP 1410 (page 50)
FluidSIM-Electrical Engineering (→ page 158)

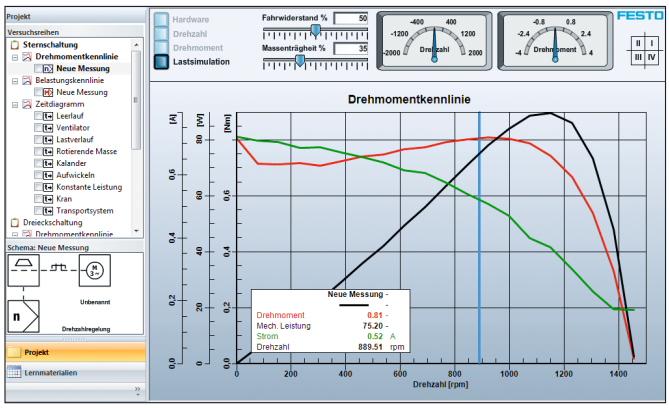

The convenient and intuitive **DriveLab** software supports the automatic recording of machine characteristic curves, the parameterization of a static load and the simulation of load models for the examination of drives under realistic conditions.

The comparison and optimization of different drive concepts can be carried out in the form of project exercises.

Sample configurations provide a quick and easy-to-understand introduction.

Different load models:
– Inert load
– Pump/fan
– Hoist drive
– Calendar
– Winder drive
– Lathe
– Traversing drive



Motor Protection Switch
High-quality, industrial switching device from Siemens with 4 mm safety elbow adapters for professional protection of rotating electric machines. Mounting on 35 mm H-rail. Auxiliary contacts 1 N/O contact + 1 N/C contact.

0.35 – 0.5 A	**576284**
0.55 – 0.8 A	**573266**
1.1 – 1.6 A	**573267**
1.8 – 2.5 A	**573268**
2.2 – 3.2 A	**573269**

Recommended Learning Material

Workbooks (→ page 162)

Fundamentals of DC Machines
Campus license:

de	571781
en	571783
es	571785

Fundamentals of AC Machines
Campus license:

de	571789
en	571791
es	571793

Fundamentals of Three-Phase Current Machines
Campus license:

de	571797
en	571799
es	571801
fr	571803

Printed workbooks available upon request.

Courses on Festo LX:
→ Fundamentals of DC Machines
→ Fundamentals of AC Machines
→ Fundamentals of Three-Phase Current Machines
→ Speed Control of Three-Phase Asynchronous Motors with Frequency Converters

Optional Electric Machines for TP 1410

1



2



3



4



5



6



7



8



– Sturdy special design for training purposes
– Neutral rating plate
– Over-temperature protection (NC contact) in the winding
– Fully assembled and aligned on support plate
– One shaft end, equipped with coupling piece suitable for the servo brake and drive system
– Support plate with clamping slot and quick action mounting system for profile plate
– All connections on safety sockets
– Other machines are available on request, for example a Three-Phase Reluctance Motor and a Three-Phase Motor Pole-Switchable.

1 **DC Shunt Machine**
– Power rating: 0.3 kW
– Speed: 2,000 rpm
– Armature: 220 V/1.8 A
– Field: 220 V/0.3 A

Order no. **571868**

2 **DC Series Machine**
– Power rating: 0.3 kW
– Speed: 2,000 rpm
– 220 V/1.9 A

Order no. **571869**

3 **Universal Motor**
– Power rating: 0.2 kW
– Speed: 3,000 rpm
– AC 230 V/3.0 A
– DC 140 V/2.5 A

Order no. **571871**

4 **Capacitor Motor**
– Power rating: 0.25 kW
– Speed: 1,400 rpm
– cos φ: 0.99
– AC 230 V/1.86 A
– Running/starting capacitor: 25 µF/10 µF

Order no. **8203026**

5 **Three-Phase Current Asynchronous Motor 230/400 V IE3**
– Power rating: 0.25 kW
– Speed: 1,395 rpm
– cos φ: 0,72
– Star circuit: 400 V/0,68 A
– Delta circuit: 230 V/1,19 A

Order no. **8226794**

Three-Phase Current Asynchronous Motor 400/690 V IE3
– Power rating: 0.25 kW
– Speed: 1,395 rpm
– cos φ: 0,72
– Star circuit: 690 V/0,40 A
– Delta circuit: 400 V/0,68 A

Order no. **8226654**

6 **Synchronous Machine**
– Power rating: 0.3 kW
– Speed: 1,500 rpm
– cos φ: 0,97
– Exciter: 150 V/0.95 A
– Star circuit: 400 V/0.66 A
– Delta circuit: 230 V/1.14 A

Order no. **572095**

DC Compound Machine
– Output: 0.3 kW
– Speed: 2000 r.p.m
– Armature: 220 V/1.8 A
– Field: 205 V/0.25 A

Order no. **8023977**

Three-Phase AC Multifunction Machine (AC slip ring rotor, can be synchronized)
– Output: 0.27 kW
– Speed: 1360/1500 r.p.m. 50 Hz
– cos φ: 0.7/1.0
– Star connection: 400 V/0.83 A
– Delta connection: 230 V/1.44 A
– U2: AC 107 V/1.7 A; DC 20 V/4.0 A

Order no. **8023978**

Dahlander
– Output: 0.3/0.43 kW
– Speed: 1390/2800 r.p.m 50 Hz
– cos φ: 0.73/0.8
– Double star circuit: 400 V/1.2 A
– Delta connection: 440 V/0.89 A

Order no. **8023979**

7 **Slip Ring Rotor**
– Output: 0.27 kW
– Speed: 1360 r.p.m 50 Hz
– cos φ: 0.72
– Star connection: 400 V/1.16 A
– Delta connection: 230 V/2 A
– U2: 95V

Order no. **8023980**

8 **Stand-Alone Guard for Electrical Machines**
Transparent protective cover for mounting over the rotating shafts of our electrical machines for protection against contact and for safe operation of machines in standalone mode.

Order no. **8118117**

Control Units for the Electric Machines of TP 1410



DC Motor Power Supply

The module provides electrical supplies for electrical machines where DC power is required. It provides a fixed 210 V DC power source and a variable DC power source from 0 to 240 V.

The variable DC power source voltage can be easily adjusted using the front panel knob and digital display. A second front-panel knob allows the current to be limited for certain applications.

Technical data
– Input voltage: 3 AC/400 V/50 Hz
– Fixed DC output: 210 V/8 A
– Variable DC output: 0 – 240 V/6 A, short-circuit and overload protected
– Peak current limit on the variable DC output: 0 – 10 A
– Suitable for use in A4 mounting frames
– Dimensions (H x W x D): 297 x 266 x 140 mm
– Weight: 6.1 kg

Order no. **8111319**

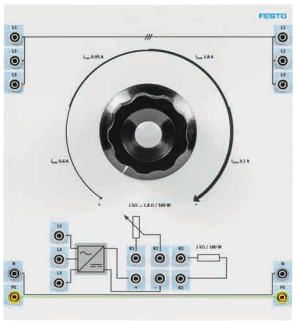

EduTrainer Load Resistance

The Load Resistance is used to load electrical machinery for use as generators or as starting resistors for slip ring rotors. It consists of a rheostat with an upstream protecting resistor. An additional fixed resistor can extend the load range. The rheostat is infinitely adjustable; the multi-level winding allows different maximum peak currents to be set as loads.

The 3-phase rectifier allows the load resistance to be used as a load for alternating and 3-phase current sources.

All connection locations are standardized and are laid out as safety sockets.

Technical data
– Maximum input voltage: 230 V DC, 3x 400 V AC
– Load capacity: 500 W
– Setting range: 1.8 – 1 kΩ
– Maximum current:
  1.8 – 30 Ω, 3.1 A
  30 – 56 Ω, 1.8 A
  56 – 140 Ω, 0.95 A
  140 – 1 kΩ, 0.6 A
– Protecting resistance: 1.8 Ω
– Extension resistance: 1 kΩ/180 W
– Front panel: 266 x 297 mm
– For use in an A4 frame
– Connection via 4 mm safety plugs
– Through-feed for 3 x 400 V AC

Order no. **8037136**



Motor Switches

The Motor Switches are designed for direct switch activation of electric machines. Equipped with on/off switch, polarity reversal switch and star/delta switch.

All connection locations are standardized and are routed to safety sockets or system plugs.

Technical data
– Input voltage: 3 AC/400 V
– Output voltage: 3 AC/400 V
– Load capacity: Maximum 16 A
– Front panel: 266 x 297 mm
– Desk housing with rubber feet, also suitable for use in A4 mounting frames
– Connection via 4 mm safety plug

Order no. **576309**



EduTrainer Field Rheostat

The Field Rheostat allows the field voltage of motors and generators to be reduced if a set direct voltage is used. By connecting a variable resistor upstream, an exciter field can be set. The resistor is infinitely adjustable.

All connection locations are standardized and are laid out as safety sockets.

Technical data
– Maximum input voltage: 230 V DC
– Maximum load capacity: 100 W
– Setting range 0 – 1.5 kΩ
– Maximum current:
  0 – 450 Ω, 0.5 A
  450 – 1.5k Ω, 0.25 A
– Front panel: 133 x 297 mm
– For use in an A4 frame
– Connection via 4 mm safety plugs
– Through-feed for 3 x 400 V AC

Order no. **8036772**

Control Units for the TP 1410 Electric Machines

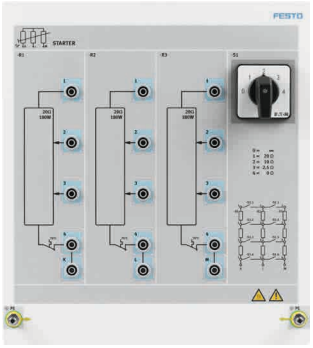

Slip Ring Starting Resistors

The module houses three identical power resistors, each with three different taps for various resistance values used for starting slip-ring motors.

Using a four-position rotary switch, resistors can be used independently or connected together in a star configuration for different resistance values. Power resistors can then be connected in steps to the rotor of a slip-ring motor. Turning the switch to a different position reduces the resistance at each tap until it reaches zero and the rotor windings are fully connected together in a resistance-free star configuration. Using 4 mm safety sockets, all taps of the resistors can be accessed to guarantee flexibility for different applications.

Technical data
– Three identical power resistors with three taps for various resistance values
– Resistance values (for each resistor): 20/10/2.5 Ω
– Rated load (for each resistor): 180 W at 20 Ω
– Dimensions (H x W x D): 297 x 266 x 140 mm

Order no.	**8109369**

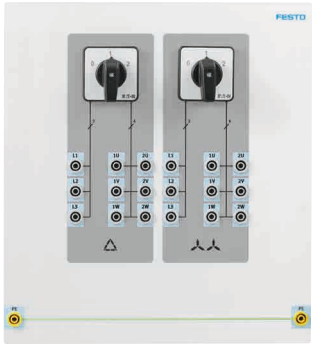

EduTrainer Dahlander Switch

The motor switches are designed for direct switch activation of electric machines.

Fitted with a Dahlander switch and switches for asynchronous motors with separate windings. The locations of all connections are standardized and are routed to safety sockets or system plugs.

Technical data
– Input voltage: 3 AC/400 V
– Output voltage: 3 AC/400 V
– Load capacity: Maximum 16 A
– Front panel: 266 x 297 mm
– Desk housing with rubber feet, also suitable for use in A4 mounting frames
– Connection via 4 mm safety plug

Order no.	**8040011**

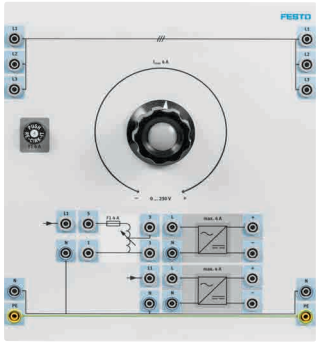

EduTrainer Variable Transformer

Single-phase variable transformer for providing a variable alternating current. Alternatively, the device can be used via the integrated rectifier as an unsmoothed direct current source with a variable and a fixed output, e.g. for supplying electrical machinery. The integrated device circuit breaker deactivates the variable output voltage in the event of an overload or short circuit.

The locations of all connections are standardized and are routed to safety sockets or system plugs.

Technical data
– Input voltage: 1 x 230 V AC
– Output voltage: 1 AC/0 – 230 V, short-circuit and overload protected
– Max. output current: 4 A
– Rectifier load capacity: 4 A
– Front panel 266 x 297 mm
– For use in an A4 frame
– Connection via 4 mm safety plugs
– Through-feed for 3 x 400 V AC

Order no.	**8037127**



Soft Starter EduTrainer

The soft starter is an electronic motor control unit for optimizing the start and stop phases of asynchronous three-phase induction motors (soft starts and soft stops). The motor controller increases or decreases the voltage delivered to the motor during the start and stop phases in order to optimize the torque generated by the motor (acceleration torque) and the current demand (switch-on current).

This version of the EduTrainer is designed for use in the A4 mounting frame and the use of 4 mm safety lab cables. The Softstarter EduTrainer is part of learning systems described in the workbook for equipment set TP 1211.

Technical data
– Input/output power: 200 - 480 V AC (L1 – L3), 3 A, 50 – 60 Hz
– Control voltage (terminals A1-A2, 1): 24 V AC/DC
– Auxiliary contact (1 NO/NO): 24 V DC, 1 A (utilization category DC-13), 230 V AC, 3 A (utilization category AC-15)
– Compatible with devices up to 350 W
– Designed for use in the A4 mounting frame
– Dimensions (H x W x D): 297 mm x 133 mm x 140 mm

Order no.	**8121090**

Sinamics G120 EduTrainer



A safe variable-frequency drive learning solution

The next generation of the Sinamics G120 frequency converter – Optimized even further for training. Now in a completely new housing and EMC-compliant for use in laboratories without heeding installation instructions – just like that!

The G120 is well-suited as a beginner device, however its comprehensive functions offer plenty of potential for advanced users who want to implement complex drive tasks. Various bus systems, advanced safety functions and an optional encoder input permit perfect adjustment to the requirements and integration in control systems. All relevant ports are accessible on the front of the device and installed in 4 mm safety sockets or system connectors.

The motor is connected via the cable sold separately which permits EMC-compliant operation. The devices can be used flexibly – suspended in an A4 frame or on a table, and are equipped with an EMC filter with low leakage current. The corresponding control panels (BOP-2, IOP) are available as accessories.

Characteristics
- Simple parameterization via STARTER and the BOP-2 or IOP control panels
- Versatile, programmable inputs/outputs voltage/frequency characteristic curves for constant, square torque
- Encoder-free vector regulation brake functions (resistance, DC, motor holding, compound brake)
- Integrated protection/overload functions

Technical data
- 6 digital inputs, depending on the variant, 2 of which can be parameterized as failsafe inputs
- 3 digital outputs
- 1 analog input
- 2 analog outputs
- 3m USB cable included
- Connections for temperature sensor and for external braking resistor
- Input:
  1x 200-240 V AC (Order no. 8105137)
  3x 380-480 V AC (Order no. 8037819 and 8105421)
- Output:
  3x 400 V AC, 0.55 kW (Order no. 8037819) or 0.75 kW (Order no. 8105421 and 8105137)

Sinamics G120 EduTrainer - DP	**8037819**
Sinamics G120 EduTrainer - PN-F with encoder port (1 AC input)	**8105137**
Sinamics G120 EduTrainer - PN-F with encoder port (3 AC input)	**8105421**

1 **Intelligent Operator Panel (IOP-2)**
Powerful operator panel with large plain text display and menu navigation. The application wizard guides you through the startup procedure for important applications. The general startup procedure is performed with quick-startup wizards. Up to two percentages can be displayed graphically or numerically. Updatable and extendable via USB interface.

Order no.	**8022476**

1



2 **Basic Operator Panel (BOP-2)**
Operator panel with 2-line display and basic startup menu navigation. Two percentages can be numerically displayed at the same time for frequency converter diagnostics.

Order no.	**8022475**

2



3 **EMC Motor Cable**
Pre-assembled cable, prepared to connect the asynchronous machine and frequency converter with one another with EMC compliance. The shielded cable has a system plug for connecting to the converter; on the motor side, it is equipped with a shielded terminal and individual 4 mm safety plugs. Set including shield connection adapter for motor. Length: 2 m.

Order no.	**8038849**

3



4 **Set of Feet and Device Handle**
Using the frequency converter on a table is more convenient with the optional conversion set. The set comprises 2 fixed and 2 fold-out device feet, a folding device handle and the required mounting material.

Order no.	**8036788**

4



5 **Startdrive Software**
Software program for parameterization, startup, optimization, diagnostics and control

Order no.	**8105776**

5



Fundamentals of Frequency Converters with IGBT

Extension Package for TP 1410



[X] Shown with TP 1410 and optional components

Order no.	**8246149**

The most important components at a glance:

IGBT Chopper/Inverter	**8167609**
Rectifier and Filtering Inductors/Capacitors	**8243905**
Three-Phase AC Filter	**8166653**
Three-Phase AC 400V / DC 230V / Power Supply	**594825**
24 V AC Power Supply	**793290**
Data Acquisition and Control Interface DACI-1	**595912**
Chopper/Inverter Control Function Set 9069-2	**581453**

Note: The modules are components of the training packages in electric power technology shown on pages 58 – 93. Refer to these pages for the technical descriptions of all modules.

Necessary accessories, also order:

1x Connection Lead Set and Grounding Kit	595916
1x Mobile Frameline, complete model without energy duct **or**	8075133
1x Tabletop Workstation (DIN A4)	8153360

Note: A computer with a Windows 10/11 operating system is also required.

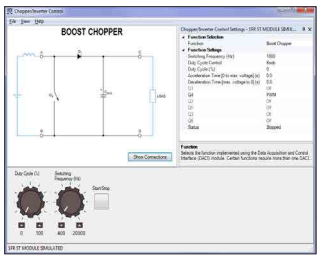

The **chopper/inverter control function** enables students to adjust switching patterns, pulse width modulation (PWM), and duty cycles, gaining practical skills in power electronics control strategies. Students develop a system-level understanding of how IGBTs influence the performance of converters and inverters.

Explore the fundamentals of frequency converters based on Insulated Gate Bipolar Transistor (IGBT) technology.

Designed to be used in conjunction with the Servo Brake and Drive System TP 1410, the IGBT Training Package provides the basis for studying the operating principles of variable-frequency drives.

This product combination gives students hands-on experience with the principles of modern power electronics and motor control. They learn how AC power is converted, filtered, and inverted using IGBT technology, and how variable-frequency drives control motor speed and torque.

By analyzing rectification and three-phase variable-frequency induction-motor with or without constant V/F ratio, students develop a deep understanding of the conversion chain from power supply to motor. Real-time monitoring and analysis strengthen the link between theory and practice, preparing learners to apply their knowledge of frequency converters and drive systems in real-world applications.

The free LVDAC-EMS software streamlines lab work and boosts system understanding. Learners can use a complete set of **software-based instruments** – including an oscilloscope, meters, and analyzers – to measure, record, and analyze electrical and mechanical parameters such as speed, torque, power, and energy in real time.

Recommended Learning Material

Workbook (→ page 162)



Campus license:

en	8244290

Note: The campus license includes the student and the instructor PDF versions of the workbook “Fundamentals of Frequency Converters with IGBTs”. Printed workbooks available upon request.

Course on Festo LX

Coming soon



A versatile, efficient setup
With the TP 1410 and its various options, including different types of electric motors, control modules, and frequency converters, learners can gain hands-on experience operating and understanding industrial electric motor technology.

Stepper and Servo Motor Control Technology

TP 1423



Position, speed, and torque control essentials

This flexible training package offers a secure and controlled environment for developing skills in the installation, commissioning, configuration, maintenance, and troubleshooting of servo and stepper motor-driven systems.

Learners gain essential hands-on experience in stepper motor and servo motor control technology, focusing on position, speed, and torque control. Learning activities are designed to develop technical and soft skills of automation specialists, industrial electricians, or electrical and maintenance technicians.

The course covers fundamental topics: operating principles of stepper and servo motors, drive configuration and commissioning, wiring, motor sizing techniques, homing, motion profiles creation, troubleshooting, power transmission methods, PID control, and more.

Sturdy equipment provides a safe work environment. Protective guards ensure learners' safety during experimentation. Industrial components from Festo increase realism and durability. The drive can be configured and commissioned using the free software Festo Automation Suite. Both servo and stepper motor can be controlled by the same controller and drive the linear- and angular single-axis applications.

Benefits
- Development of universal skills required for many professional occupations
- Compact solution that can be tailored to various training needs
- Ready-to-use course material to expedite lesson planning
- Alignment with industry requirements, facilitating swift skills transfer to the workplace
- Diverse learning activities encompassing real-life applications for industrial relevance

Highlights
- Modern, industrial components from Festo
- One controller for both motors
- Linear- and angular-axis, and gantry applications
- Free, professional configuration software: Festo Automation Suite

Learning goals
- Understand the working principles of stepper and servo motors, including their construction, operation, and applications
- Learn the process of drive commissioning and diagnostics, including parameter settings and troubleshooting techniques
- Learn the principles of open- and closed-loop control, including the use of encoders and feedback devices for accurate positioning and speed control
- Explore the concepts of PID control for position, speed, and torque control in stepper and servo motor applications
- Develop the skills to control and coordinate multiple axes independently, enabling complex motion sequences with a PLC

Stepper and Servo Motor Control Technology TP 1423	**8200387**

The most important components at a glance:

1 Stepper and servo motor controller	8179953
2 Rotative-axis application	8180132
3 Linear-axis application	8191671
4 Stepper motor kit	8180475
5 Servo motor kit	8191670

Stepper Motor Control Technology TP 1422	**8200389**

The most important components at a glance:

Stepper and servo motor controller	8179953
Linear-axis application	8191671
Rotative-axis application	8180132
Stepper motor kit	8180475

Servo Motor Control Technology TP 1421	**8200388**

The most important components at a glance:

Stepper and servo motor controller	8179953
Linear-axis application	8191671
Rotative-axis application	8180132
Servo motor kit	8191670

To expand, also consider:

6 Adapter kit for TP 1410	8196774
Gantry application update kit	8197527
EduTrainer Universal with SIMATIC S7-1500 (S7-1512C-1PN) **or**	8065595
TP700, HMI Rack	8022729

1



2



3



4



5



6



Recommended Learning Material

Workbooks (→ page 162)



Campus licenses:

en	8200982

Notes:The campus license includes the student and instructor versions of the workbooks “Stepper and Servo Motor Control”, “Stepper Motor Control”, and “Servo Motor Control”. Printed workbooks available upon request.

Courses on Festo LX

- → Stepper and Servo Motor Control
- → Stepper Motor Control
- → Servo Motor Control

Electrical Drive Technology Project Kits

Practical Training with Industrial Components





Configuration example:
2-axis handling with
– 2x Drive Kit
– 1x Spindle Axis Kit
– 1x Linear Slide Kit
– And a profile plate, if necessary



Configuration example:
3-axis handling with
– 3x Drive Kit
– 2x Spindle Axis Kit
– 1x Linear Slide Kit
– And a profile plate, if necessary

A new concept
Vocational training should be as practice-oriented as possible and always include projects carried out by the learners.

Projects are defined by open outcomes and require independent planning, implementation, and control — aspects that are not always fully achievable with traditional learning systems.

Moreover, apprentices should have the opportunity to engage with the latest industrial technologies during their training.

The new Project Kits from Festo Didactic, offered for the first time, address both of these needs.

Highlights
– State-of-the-art industrial drive components from Festo
– Suitable for project work
– High accuracy
– Affordable price for training

Exciting projects
The first project kits focus on electrical drive technology and currently include the three packages listed below.

The drive can be mounted on either axle using the included attachment kits, and the axles can be combined to create a variety of applications—such as two- or three-axis handling systems, sorting units, or lifting mechanisms. The only limit is your imagination!

The inverters can directly control simple motion sequences. Thanks to their multi-protocol capability (EtherCAT, EtherNet/IP, Modbus/TCP, PROFINET), they are compatible with all common industrial controllers.

Learners have access to extensive original documentation for their projects, as well as a wide selection of tutorial videos on YouTube—explaining, for example, how to parameterize the inverter. This allows them to practice workflows exactly as they would in an industrial setting. In addition, numerous courses on our LX learning platform can help prepare learners for successful project work.



Drive Project Kit

This project kit consists of:
– Servo drive CMMT-ST-C8-1C-MP-S0 for stepper and BLDC motors, which can control simple motion blocks directly, but can also be controlled via a PLC using the EtherCAT – EtherNet/IP – Modbus/TCP – PROFINET protocols. Protection class IP 20, for DIN rail mounting, nominal current per phase 8 A
– Stepper motor EMMT-ST-42-S-RS size 42, according to IEC 60034, nominal torque 0.24 Nm, nominal rotational speed 600 rpm, absolute encoder single turn with 65536 position values per revolution, operating voltage 48 V, nominal power 17 W, nominal current 1.8 A
– Suitable connecting cable NEBM-M17G12-EH-2.5-Q6N-LE12 for stepper and BLDC motors, 12 cores, 2.5 m long, energy chain-compatible, max. 48 V, 7.6 A
– Commissioning with the free Festo Automation Suite software

The kit is compatible with the electrical linear drive and linear slide project kits.

No course materials are provided for the project kits, but full component documentation is available online.

Order no. **8228012**



Spindle Axis Project Kit

This project kit consists of:
– Ball screw axis ELGC-BS-KF-45-200-10P, size 45 with ball screw and recirculating ball bearing guide, 200 mm stroke, 100 N max. feed force, 0.15 mm reversing backlash, max. speed 0.6 m/s and lifetime lubrication
– Axial mounting kit EAMM-A-V32-42A for mounting a size 42 stepper motor
– Adapter kit EHAA-D-L2-45-L2-45 for mounting the axis on a flat surface or slide

The kit is compatible with the motor and controller project kit.

No course materials are provided for the project kits, but full component documentation is available online.

Order no. **8228014**



Linear Slide Project Kit

This project kit consists of:
– Mini slide EGSC-BS-KF-32-100-8P, size 32, stroke 100 mm, recirculating ball bearing guide and recirculating ball screw, reversing backlash 0.15 mm, max. speed 0.5 m/s, max. feed force 60 N, materials aluminium, steel, mounting option for limit switch
– Axial kit EAMM-A-V25-42A for mounting a size 42 stepper motor
– Angle kit EHAA-D-L2-45-L2-32-AP for mounting the slide at right angles to a slide or flat surface.

The kit is compatible with the motor and controller and electrical linear drive project kits.

No course materials are provided for the project kits, but full component documentation is available online.

Order no. **8228015**



Power Supply Unit

This project kit consists of:
- Fixed power supply CACN-3A-1-10-G2, output current 24V, max. 10 A, protection class IP20, cooling via free convection, for DIN rail mounting, approval according to EMC and Low Voltage Directive, UL.

The kit is compatible with the motor and controller, electrical linear drive and linear slide project kits.

No course materials are provided for the project kits, but full component documentation is available online.

Order no. **8228013**

Industrial Wiring

Proficiency with Electrical Installations

→ Video



[X] Shown with optional components



Developing proficiency in industrial wiring is especially important for panel builders, industrial electricians, and electrical and maintenance technicians.

The Industrial Wiring learning solution imparts all wiring essential competencies in a compact and safe environment.



Learners gain wiring expertise to build, commission, modify, and troubleshoot a typical industrial electrical installation.

The project approach is stimulating and allows for the development of soft skills, such as work organization and communication.

The course guides learners in the installation of a three-phase induction motor control system. Learners hone their skills through varied hands-on tasks.

Using industry-standard drawings, learners learn metalworking skills and geometry bending techniques (optional). They install all components and wire the installation from the electrical panel through the deported operator panel.

Upon the completion of this course, learners will have the necessary skills to build and modify most industrial electrical installations.

Learning objectives

- Technical drawings and electrical enclosures
- Pull boxes, junction boxes, and conduit bodies
- Electrical conduits
- Fittings and cable trays
- Electrical schematics and wiring tables
- DIN rails, wiring ducts, and electrical panel components
- Wiring of an industrial installation
- Running wires through conduits
- Commissioning
- Troubleshooting
- Maintenance
- Modification of an existing installation
- Written and oral report

Industrial Wiring Learning System, NEMA, 120 – 208 V, 60 Hz	**8176019**

Main components at a glance:

1	Electrical installation package (120/208 V)	8167918
2	Control component package (120/208 V)	8175086
	Metalworking component package	8169080
3	Wiring components package (NEMA)	8169079
	Wire marking component package	8169083
	Flexible conduit component package	8169082

Industrial Wiring Learning System, IEC, 230 – 240 V, 50/60 Hz	**8176020**

Main components at a glance:

1	Electrical installation package (230/400 V)	8167919
2	Control component package (230/400 V)	8175087
	Metalworking component package	8169080
3	Wiring components package (IEC)	8169084
	Wire marking component package	8169083
	Flexible conduit component package	8169082

Applicable to the two variants:

Necessary tools, also order:

4	Metalworking tool kit	8169078
	Wires and cables tool kit	8169077

Rigid conduit (EMT) option, also order:

Bending tool kit	8180051
Rigid conduit component package (EMT)	8169081

Workstation and storage options:

5	Tabletop workstation with white plywood panel	8167878
	Systainer storage package	8174658
	Dolly truck for Systainers	8186152
	EMT conduit rack	8176027
	Wire spool support package (NEMA)	8174183
	Wire spool support package (IEC)	8186153

Additional consumables:

Wiring components package (NEMA)	8169079
Wiring components package (IEC)	8169084
Rigid conduit component package (EMT)	8169081
Metalworking component package	8169080
Wire marking component package	8169083
EMT conduit consumables	8169134
Flexible conduit consumables	8169135

Note: The wiring project can be built five times using the material provided in the rigid and flexible conduit component packages.

Optional equipment:

4-mm safety connectors interface plate	8176024

1



2



3



4



5



Recommended Learning Material

Workbooks (→ page 162)



Campus licenses:

en	8190364

Notes: The campus license is currently offered in English only, but other languages will be added as they become available. Campus licenses include the student and the instructor PDF versions of the workbook “Industrial Wiring”. Printed workbooks available upon request.

Courses on Festo LX

- → Industrial Wiring
- → Crimping Tool – How Tool
- → Insulation-Stripping Plier – How Tool

Electric Power Technology





Electric Power Technology Training Packages

System Description 60
Renewable Energy 67
Basics 73
Power Electronics 76
Electrical Machines 81
Components 84

Protective Relaying

Protective Relaying 92

Training Packages in Electric Power Technology

TP 801X Series



The building blocks
Training packages include workstations, robust training modules, and practical digital tools for teaching and studying electrical topics in vocational and technical schools, colleges, and universities, as well as for workforce development programs in industrial companies and training providers.

Each training package is matched with one or more courses from our collection and provides all the essential equipment needed to carry out the hands-on experiments described in these courses.

Emulate electric power systems in the classroom
Learners can insert a variety of modules—such as motors, loads, filters, batteries, power supplies, inverters, transformers, and controllers—into compact workstations. This flexibility allows them to replicate a broad spectrum of system topologies, ranging from simple configurations to complex applications for study or research.

Students wire these modules to create electrical circuits and engage in experiments outlined in the courseware. During lab sessions, they utilize digital data acquisition and control tools, along with virtual instruments, to understand and analyze circuit behavior effectively.

A proven concept
The training packages are the CE-marked version of the EMS Lab-Volt Series 8010 product line, used for hands-on electrical labs in vocational schools, universities, and training centers worldwide. This concept was originally developed in the 1960s by Canadian electrical engineering teacher, Dr. Theodore Wildi.

Highlights
- Turnkey curriculum focused on hands-on experimentation.
- Computerized hardware for advanced control and power management functions.
- Unparalleled data acquisition and control interface designed specifically for learning purposes.
- Modular design to meet and evolve with current and future training needs and budgets.
- Real-time measurement and display of electrical and mechanical values with a free virtual instrumentation suite.
- Safe grounding methods and embedded electrical protections against overcurrent, overheating, and/or overvoltage.
- High durability and repairability.





Essential electrical expertise

As industries move toward electrification and strive to maximize efficiency while reducing their environmental footprint, the demand for professionals who can design, operate, and maintain basic to complex electrical systems continues to grow.

Building a strong foundation in electrical engineering is a prerequisite for innovation, competitiveness, and sustainability.

Our range of training packages provide a balanced mix of theory and hands-on experimentation, equipping instructors and learners with the tools to effectively teach and study essential topics such as **basic electrical principles, renewable energy, power electronics, and rotating machines.**

Your benefits
- Tailor a solution to your current-needs, while keeping expansion options open.
- Teach multiple classes with the same hardware and reduce accessories costs.
- Speed up course preparation thanks to pre-designed courses.
- Digital tools deepen student understanding and make lab sessions more efficient and impactful.
- Students work in a safe environment.
- Enjoy a high return on investment and a long service life.

List of training packages

Renewable energy:
- Introduction to Wind Power TP 8012-0
- Wind Power Systems TP 8012-1
- Wind Power, Complete TP 8012-2
- Introduction to Solar Power TP 8012-3
- Photovoltaic Systems TP 8012-4
- Solar Power, Complete TP 8012-5

Basics of electric power:
- AC/DC Power Circuits TP 8015-1
- Transformers TP 8015-2
- AC/DC Power Circuits and Transformers TP 8015-3

Power electronics:
- IGBT Power Conversion Circuits TP 8015-4
- Thyristor Power Conversion Circuits TP 8015-5
- AC Variable-Speed Drives TP 8015-6
- DC Variable-Speed Drives TP 8015-7
- Three-Phase Motor Starters TP 8015-8

Electrical machines:
- Three-Phase Rotating Machines TP 8016-1
- Permanent Magnet DC Motors TP 8016-2
- Power Factor Correction TP 8016-3

New training packages, modules, and courses are currently under development to expand the topic coverage of the product line.

Where to start?
Explore the selection of courses and training packages to choose the ones that meet your goals. The modular design lets you mix and match packages, add individual modules, and unlock firmware functions—either at the time of purchase or later.

Build your lab, your way.

Training Packages in Electric Power Technology

Course Program

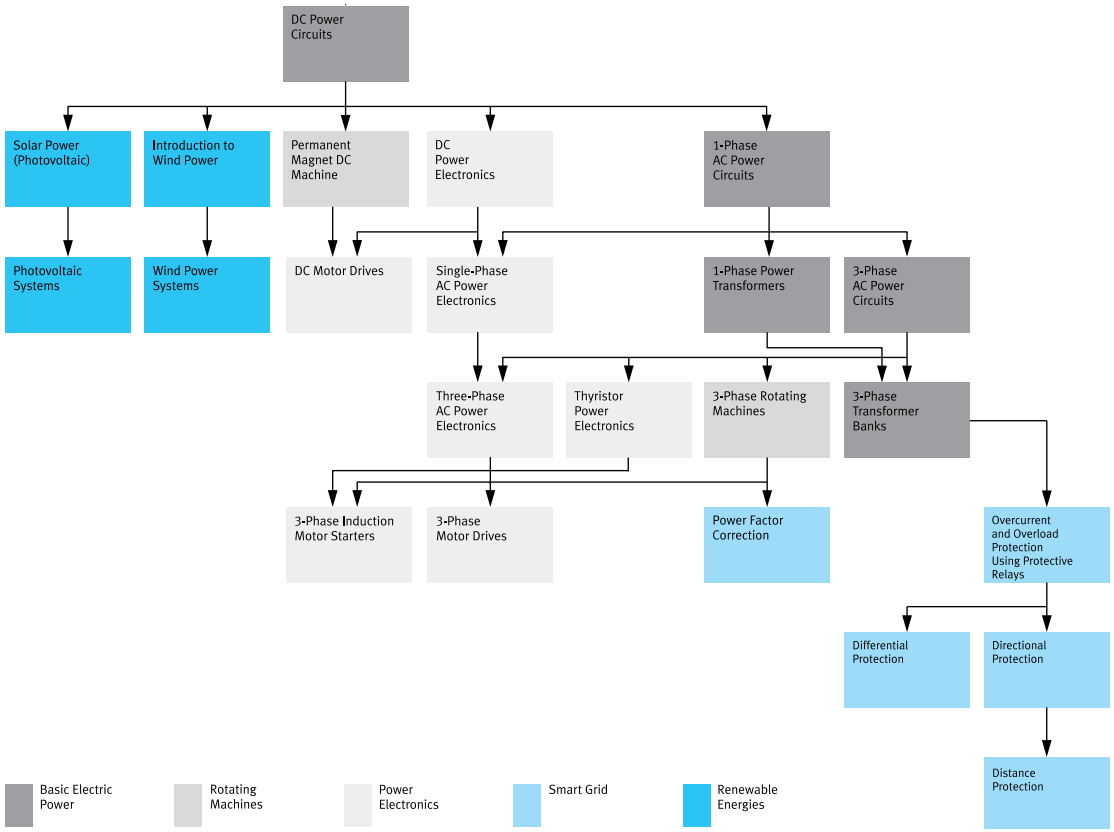

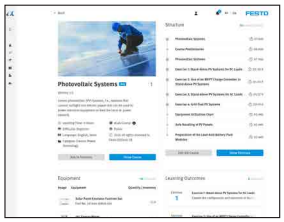

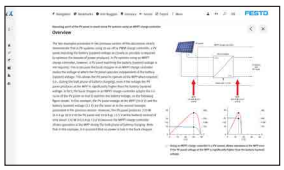





Ready-to-use course materials

The electric power technology training packages are supported by a comprehensive collection of ready-to-use courses. The program flowchart outlines the variety of topics available and indicates the necessary prerequisites for each course.

Each course is designed to cover specific subjects, featuring clear learning objectives, concise theoretical content, and practical exercises that have been rigorously tested for effectiveness. Step-by-step instructions assist students during lab sessions, while review questions help reinforce the knowledge acquired. Instructors have access to all lab results and answers for efficient teaching.

Educators can easily adopt these courses in their entirety, select individual units or exercises to enhance their existing curriculum, or customize the content to meet their specific instructional needs.

Courses are available on Festo LX in digital format (subscription required) or as PDF workbooks (campus licenses sold separately).

This course collection is continuously evolving, with new courses added regularly to ensure up-to-date content and relevance in the field.

The table below shows which courses are supported by each training package.
Keep in mind: Once you've purchased one or more training packages with their corresponding courses, you can easily expand your setup by adding individual modules to support additional courses. Whether you're purchasing electric power technology training packages for the first time or expanding an existing setup, your Festo representative will help you get exactly what you need.

● Course suitable for the training package	TP 8012-0	TP 8012-1	TP 8012-2	TP 8012-3	TP 8012-4	TP 8012-5	TP 8015-1	TP 8015-2	TP 8015-3	TP 8015-4	TP 8015-5	TP 8015-6	TP 8015-7	TP 8015-8	TP 8016-1	TP 8016-2	TP 8016-3	Protective Relays *
Solar Power	●		●															
Photovoltaic Systems		●	●															
Intro to Wind Power				●		●												
Wind Power Systems					●	●												
DC Power Circuits							●		●									
Permanent Magnet DC Machine																●		
DC Motor Drives													●					
DC Power Electronics										●								
Single-Phase AC Power Electronics										●								
Three-Phase AC Power Electronics										●								
Three-Phase Motor Drives												●						
Thyristors Power Electronics											●							
Three-Phase Induction Motor Starters														●				
Single-Phase AC Power Circuits							●		●									
Single-Phase Power Transformers								●	●									
Three-Phase Rotating Machines															●			
Power Factor Correction																	●	
Three-Phase AC Power Circuits							●		●									
Three-Phase Transformer Banks								●	●									
Overcurrent/Overload Protection																		●
Differential Protection																		●
Directional Protection																		●
Distance Protection																		●

* See the numerical protective relays on page Seite 92.

Training Packages in Electric Power Technology
Computerized Modules



Optimize learning and lab sessions

Digitalization transforms electrical engineering laboratories. New technologies offer more ways to increase the efficiency of hands-on sessions, facilitate data collection and analysis, decrease the need for accessories, make hardware more flexible, and allow for remote learning and training.

Two computerized modules–the Data Acquisition and Control Interface (DACI) and the Four-Quadrant Power Supply and Controller–are unparalleled allies for teaching and conducting experiments in electromechanics, power electronics, renewable energies, and power management.



Data Acquisition and Control Interface (DACI)

This module efficiently measures and analyzes electrical and mechanical parameters in power systems and electronics. It features computer-based instruments and control functions, accessible via LVDAC-EMS software, and supports applications like choppers, inverters, and drives.



Four-Quadrant Power Supply and Dynamometer Controller

This module is easily configurable as a prime mover or brake, a flexible AC/DC power supply, or a load emulator for applications ranging from simple mechanical systems to more complex applications such as wind and hydraulic turbines and solar panels. These functions are accessible via LVDAC-EMS software."

Training Packages in Electric Power Technology
Software Programs

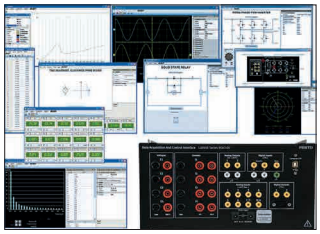

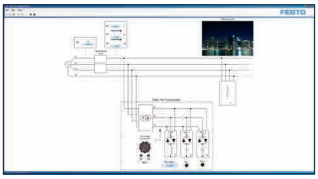

The **LVDAC-EMS** software is a user-friendly tool that facilitates the use of the various functions which can be implemented with USB peripherals, such as the Data Acquisition and Control Interface (DACI) and the Four-Quadrant Dynamometer/Power Supply. Together, the DACI and LVDAC EMS provide a complete set of modern computer-based instruments to measure, observe, analyze, and control electrical and mechanical parameters.

The provided instruments eplace a multitude of actual data acquisition devices and include voltmeters, ammeters, power meters, frequency meters, efficiency meters, impedance meters, power factor meters, energy meters, torque and speed meters, an oscilloscope, a phasor analyzer, a harmonic analyzer, and a spectrum analyzer.

- The Metering window displays up to eighteen meters that can be configured to measure a multitude of parameters.
- The Oscilloscope displays up to eight waveforms simultaneously. Each waveform is of a different color for easy identification.
- The Phasor Analyzer displays the phasors related to measured voltages and currents instead of the values and waveforms related to these voltages and currents.
- The Harmonic Analyzer allows observation and analysis of the harmonic components in the measured voltages and currents.

The DACI and LVDAC-EMS also allow manual and timed data recording. The recorded data can be saved to files in any specified location, graphically represented with the provided graph plotting tool, and exported into a spreadsheet application.

The DACI and LVDAC-EMS can also be used with the Four-Quadrant Dynamometer/Power Supply to implement a variety of control functions for advanced training in various fields of electricity and new energy, including electric power technology, AC/DC rotating machines, renewable energy, transmission lines, and power electronics.

The LVDAC-EMS software and the Data Acquisition and Control Interface allow complex power system applications such as hydropower generators, large-scale wind turbines (PMSG and DFIG), high-voltage direct current (HVDC) transmission systems, static var compensators (SVCs), and static synchronous compensators (STATCOMs) to be implemented. SCADA windows are available in the LVDAC-EMS software for these complex applications to ease system control and monitoring, as well as to allow students to quickly understand what is going on in these applications.

Free download on our → website.

The **SCADA for LVDAC-EMS program** is designed to run in combination with LVDAC-EMS. It transforms LVDAC-EMS software and the workstation's computer into a local workstation that can be monitored and controlled over a local network from a supervisory computer.

Using the OPC Server protocols, SCADA-EMS enables users to design their own interfaces by calling the different applications running on the local workstations.

SCADA-EMS enhances LVDAC-EMS by adding several new features:
- Collect data from local workstations.
- Observe and control one or multiple stations from one or multiple supervisory stations.
- Remotely control several applications in a lab.
- Use a workstation in a different room to present actual demonstrations over the network in your classroom without having to bring a workstation to class.
- Introduce students to the fundamentals of SCADA in a grid context.
- Recreate a complete grid with several different applications running.

A locked version of the SCADA-EMS software program can be downloaded from our website and can be unlocked by a USB dongle. A dongle unlocks five workstations; order as many dongles as required. LVDAC-EMS is required to run SCADA-EMS.

Order no.	**8094377**





Using Festo LX in combination with the training packages empowers teachers to design personalized learning paths, monitor student progress, and tailor course materials – all within a central hub.

The lab's flexible design, built on electric power technology training packages, functions like building blocks – everything, from courses and modules to control functions, is designed for easy customization. This adaptability allows the lab to evolve seamlessly over time in the most cost-effective way.

Introduction to Wind Power

TP 8012-0



Equipment Set TP 8012-0

220 – 240 V, 50 Hz	**596083**

The most important components at a glance:

1x Wind Turbine Generator/Controller	595061
1x Wind Turbine Load Resistors	594819
1x Resistive Load	594820
1x 48 V Lead-Acid Battery Pack	8174051
1x 4-Quadrant Power Supply and Dynamometer Controller	596127
1x 4-Quadrant Dynamometer Motor	595062
1x AC 24 V Power Supply	772050
1x Timing Belt	793141
1x Protective Guard – Side-by-side	794195

Necessary accessories, also order:

2x Digital Multimeter	579782
1x Connection Lead Set and Grounding Kit	595916
1x Mobile Frameline, Complete Model Without Energy Duct	8075133
1x Frameline Table on Wheels	8087149
1x Tabletop Workstation (DIN A4)	8153360
1x Tabletop Double-Sided Workstation (DIN A4)	8158409

Teach the fundamentals of wind power production.

This training package provides hands-on experience with wind power production. It integrates real wind turbine parts to build essential knowledge and skills to turn wind into electrical energy, with emphasis on the use and operation of wind turbines.

The training package contains the necessary equipment to perform the practical learning activities of the “Introduction to Wind Power” course available on Festo LX (subscription required) or as a campus license (sold separately).

Learners follow step-by-step instructions to connect modules to study topics such as the basic principles of power systems that convert wind energy into electrical power.

The four-quadrant dynamometer motor simulates the mechanical behavior of a wind turbine under various wind conditions, while the four-quadrant power supply and dynamometer controller emulate these wind conditions and provide both manual and computer-based control of turbine operation. This includes the management of battery charging cycles through the integrated lead-acid battery charger function.

Recommended Learning Material

Workbooks (→ page 162)



Campus license:

en	596126
de	798369
fr	8096504

Notes: The campus license “Wind Power” includes the student and instructor manuals of the following workbooks: “Intro to Wind Power”, and “Wind Power Systems”. Printed workbooks available upon request.

Courses on Festo LX:

→ Intro to Wind Power
→ Wind Power Systems

Wind Power Systems

TP 8012-1



Equipment Set TP 8012-1

220 – 240 V, 50 Hz	**596084**

The most important components at a glance:

1x Wind Turbine Generator/Controller	595061
1x DC 48 V Lamps	595055
1x AC 230 V Lamps	8165858
1x 48 V Lead-Acid Battery Pack	8174051
1x AC 24 V Power Supply	772050
1x 1 AC 230 V Stand-Alone Inverter	595052
1x 4-Quadrant Power Supply and Dynamometer Controller	596127
1x 4-Quadrant Dynamometer Motor	595062
1x Data Acquisition and Control Interface DACI-1	595912
1x Timing Belt	793141
1x Protective Guard – Side-by-side	794195

Necessary accessory, also order:

1x Connection Lead Set and Grounding Kit	595916
1x Mobile Frameline, Complete Model Without Energy Duct	8075133
1x Frameline Table on Wheels	8087149
1x Tabletop Workstation (DIN A4)	8153360
1x Tabletop Double-Sided Workstation (DIN A4)	8158409

Facilitate the study of wind power production systems.

This training package provides hands-on experience with stand-alone power systems for AC or DC loads.

The training package contains the necessary equipment to perform the practical learning activities of the “Wind Power Systems” course available on Festo LX (subscription required) or as a campus license (sold separately).

Learners connect modules following step-by-step instructions to study topics such as the voltage-speed and torque-current characteristics of a wind turbine generator, the relationship between power and wind speed, and the basics of battery energy storage.

The four-quadrant dynamometer motor simulates the mechanical behavior of a wind turbine under various wind conditions, while the four-quadrant power supply and dynamometer controller emulate these conditions and provide both manual and computer-based control of turbine operation—including battery charging cycles via the integrated lead-acid battery charger.

Recommended Learning Material

Workbooks (→ page 162)



Campus license:

en	596126
de	798369
fr	8096504

Notes: The campus license includes the student and instructor manuals of the following workbooks: “Intro to Wind Power”, and “Wind Power Systems”. Printed workbooks available upon request.

Courses on Festo LX:

→ Intro to Wind Power
→ Wind Power Systems

Wind Power, Complete

TP 8012-2



Equipment Set TP 8012-2

220 – 240 V, 50 Hz	**596085**

The most important components at a glance:

1x Wind Turbine Generator/Controller	595061
1x Wind Turbine Load Resistors	594819
1x Resistive Load	594820
1x DC 48 V Lamps	595055
1x AC 230 V Lamps	8165858
1x 48 V Lead-Acid Battery Pack	8174051
1x AC 24 V Power Supply	772050
1x 1 AC 230 V Stand-Alone Inverter	595052
1x 4-Quadrant Power Supply and Dynamometer Controller	596127
1x 4-Quadrant Dynamometer Motor	595062
1x Data Acquisition and Control Interface DACI-1	595912
1x Timing Belt	793141
1x Protective Guard – Side-by-side	794195

Necessary accessories, also order:

2x Digital Multimeter	579782
1x Connection Lead Set and Grounding Kit	595916
1x Mobile Frameline, Complete Model Without Energy Duct	8075133
1x Frameline Table on Wheels	8087149
1x Tabletop Workstation (DIN A4)	8153360
1x Tabletop Double-Sided Workstation (DIN A4)	8158409

Provide a complete learning experience in wind power production.

This training package provides hands-on experience with the basic principles of wind power generation and wind power systems. It combines TP 8012-0 and TP 8012-1 without duplication of hardware components. It enables teachers to train qualified workers who can operate and maintain wind power systems based on small-scale wind turbines.

The training package contains the necessary equipment to perform the practical learning activities of the “Introduction to Wind Power” and “Wind Power Systems” courses available on Festo LX (subscription required) or as a campus license (sold separately).

Learners follow step-by-step instructions to connect modules and learn the basic principles of power systems that convert wind energy into electricity. They then move on to topics such as wind turbines and small-scale wind power generation, voltage-speed and torque-current characteristics of a wind turbine generator, wind power variation with wind speed, battery energy storage, and stand-alone wind power systems for AC and DC loads.

The four-quadrant dynamometer motor simulates the mechanical behavior of a wind turbine under varying wind conditions, while the four-quadrant power supply and dynamometer controller emulate these conditions and provide both manual and computer-based control of turbine operation. This includes management of battery charging cycles through the integrated lead-acid battery charger function.

Recommended Learning Material

Workbooks (→ page 162)



Campus license:

en	596126
de	798369
fr	8096504

Notes: The campus license includes the student and instructor manuals of the following workbooks: “Intro to Wind Power”, and “Wind Power Systems”. Printed workbooks available upon request.

Courses on Festo LX:

→ Intro to Wind Power
→ Wind Power Systems

Introduction to Solar Power

TP 8012-3



Equipment Set TP 8012-3

220 – 240 V, 50 Hz	**596086**

The most important components at a glance:

1x 12 V Lead-Acid Batteries*	595060
1x Solar Panel Test Bench	595057
1x Monocrystalline Silicon Solar Panel	595058

*A 12 V DC battery charger is required for this module. Users can use their own charger with 4 mm safety plugs or order the 4-Quadrant Power Supply and Dynamometer Controller, including manual and computer-based control (order no. 595028).

Necessary accessories, also order:

2x Digital Multimeter	579782
1x Connection Lead Set and Grounding Kit	595916
1x Mobile Frameline, Complete Model Without Energy Duct	8075133
1x Frameline Table on Wheels	8087149
1x Tabletop Workstation (DIN A4)	8153360
1x Tabletop Double-Sided Workstation (DIN A4)	8158409

Teach the fundamentals of solar power production.

This training package provides hands-on experience with basic solar power energy concepts, solar panel construction, operating characteristics and performance factors.

The training package contains the necessary equipment to perform the practical learning activities of the “Solar Power” course available on Festo LX (subscription required) or as a campus license (sold separately).

Learners follow step-by-step instructions to connect modules and explore topics such as solar panel characteristics, battery energy storage, and performance under varying conditions such as temperature, shading, orientation, and irradiance.

The tabletop solar panel test bench provides a controlled environment for hands-on experimentation with irradiance control, temperature monitoring, and shading capabilities. Experiments can be conducted indoors with the bench’s built-in light source or outdoors with natural sunlight. This versatile setup allows a monocrystalline silicon solar panel to be safely and efficiently connected to measure key parameters such as voltage, current, and power output under different lighting conditions.

Recommended Learning Material

Workbooks (→ page 162)



Campus license:

en	596125
de	798367
fr	8096492

Notes: The campus license includes the student and instructor manuals of the following workbooks: “Solar Power”, and “Photovoltaic Systems”. Printed workbooks available upon request.

Courses on Festo LX:

- → Solar Power
- → Photovoltaic Systems

Photovoltaic Systems

TP 8012-4



Equipment Set TP 8012-4

220 – 240 V, 50 Hz	**596087**

The most important components at a glance:

1x DC 48 V Lamps	595055
1x AC 230 V Lamps	8165858
2x 1 AC Energy Meter	594904
1x 48 V Lead-Acid Battery Pack	8174051
1x DC 48 V PWM Charge Controller	8241563
1x DC 48 V MPPT Charge Controller	595050
1x AC 230 V Power Supply	595930
1x AC 24 V Power Supply	772050
1x 1 AC 230 V Stand-Alone Inverter	595052
1x 1 AC 230 V Grid-Tied Inverter	595053
1x 4-Quadrant Power Supply and Dynamometer Controller	595028
1x Solar Power Emulator Function for the 4Q Power Supply/Dynamometer	581440
1x Data Acquisition and Control Interface DACI-1	595912

Necessary accessories, also order:

1x Communications Gateway*	595054
1x Connection Lead Set and Grounding Kit	595916
1x Mobile Frameline, Complete Model Without Energy Duct	8075133
1x Frameline Table on Wheels	8087149
1x Tabletop Workstation (DIN A4)	8153360
1x Tabletop Double-Sided Workstation (DIN A4)	8158409

* Only one per lab is necessary

Facilitate the study of solar power production systems.

This training package provides hands-on experience with photovoltaic energy production systems operating in stand-alone or grid-tied operation.

The training package contains the necessary equipment to perform the practical learning activities of the “Photovoltaic Systems” course available on Festo LX (subscription required) or as a campus license (sold separately).

Students connect modules following step-by-step instructions to explore topics such as selecting the appropriate components for stand-alone or grid-tied applications, setting up systems for DC and AC loads, improving energy efficiency, applying metering techniques, and understanding different types of charge controllers (MPPT or PWM) and inverters.

The solar panel emulator firmware feature of the four-quadrant power supply and dynamometer simulates the behavior of a solar panel under varying environmental conditions. This provides a controlled environment to study solar power system performance and analyze how different charge controllers (MPPT or PWM) affect energy efficiency and power output in both stand-alone and grid-tied systems. The tabletop solar panel test stand further supports experimentation with irradiance control, temperature monitoring, and shading capabilities.

Recommended Learning Material

Workbooks (→ page 162)



Campus license:

en	596125
de	798367
fr	8096492

Notes: The campus license includes the student and instructor manuals of the following workbooks: “Solar Power”, and “Photovoltaic Systems”. Printed workbooks available upon request.

Courses on Festo LX:

→ Solar Power
→ Photovoltaic Systems

Solar Power, Complete

TP 8012-5



Equipment Set TP 8012-5

220 – 240 V, 50 Hz	**596088**

The most important components at a glance:

1x 12 V Lead-Acid Batteries *	595060
1x Solar Panel Test Bench	595057
1x Monocrystalline Silicon Solar Panel	595058
2x 1 AC Energy Meter	594904
1x DC 48 V PWM Charge Controller	8241563
1x DC 48 V MPPT Charge Controller	595050
1x AC 230 V Power Supply	595930
1x 1 AC 230 V Grid-Tied Inverter	595053
1x DC 48 V Lamps	595055
1x AC 230 V Lamps	8165858
1x 48 V Lead-Acid Battery Pack	8174051
1x AC 24 V Power Supply	772050
1x 1 AC 230 V Stand-Alone Inverter	595052
1x 4-Quadrant Power Supply and Dynamometer Controller	595028
1x Data Acquisition and Control Interface DACI-1	595912
1x Solar Panel Emulator Function for the 4Q Power Supply/Dynamometer	581440

*A 12 V DC battery charger is required for this module. Users can use their own charger with 4 mm safety plugs or use the 4-Quadrant Power Supply and Dynamometer Controller.

Necessary accessories, also order:

2x Digital Multimeter	579782
1x Communications Gateway*	595054
1x Connection Lead Set and Grounding Kit	595916
1x Mobile Frameline, Complete Model Without Energy Duct	8075133
1x Tabletop Workstation (DIN A4)	8153360
1x Tabletop Double-Sided Workstation (DIN A4)	8158409

* Only one per lab is necessary

Provide a complete learning experience in solar power production.

This training package provides hands-on experience with basic solar power energy concepts, solar panel construction, operating characteristics and performance factors, before moving on to the operation and maintenance of photovoltaic systems in stand-alone or grid-tied scenarios. It combines TP 8012-3 and TP 8012-4 without duplication of hardware components.

The training package contains the necessary equipment to perform the practical learning activities of the “Solar Power” and “Photovoltaic Systems” courses available on Festo LX (subscription required) or as a campus license (sold separately).

Learners follow step-by-step instructions to connect modules and explore topics such as solar panel characteristics, battery energy storage, and system performance under varying conditions such as temperature, shading, orientation, and insolation. They also explore component selection for stand-alone or grid-tied applications, system setup for DC and AC loads, energy efficiency, metering techniques, and the differences between MPPT and PWM charge controllers and inverters.

The four-quadrant power supply and test stand’s solar panel emulator firmware feature simulates solar panel behavior under changing environmental conditions, providing a controlled environment to study system performance and compare the impact of MPPT and PWM charge controllers on energy efficiency and power output in both stand-alone and grid-tied systems. The tabletop solar panel tester also provides a controlled environment for hands-on experimentation with irradiance control, temperature monitoring, and shading simulation.

Recommended Learning Material

Workbooks (→ page 162)



Campus license:

en	596125
de	798367
fr	8096492

Notes: The campus license includes the student and instructor manuals of the following workbooks: “Solar Power”, and “Photovoltaic Systems”. Printed workbooks available upon request.

Courses on Festo LX:

→ Solar Power
→ Photovoltaic Systems

AC/DC Power Circuits

TP 8015-1



Equipment Set TP 8015-1

220 – 240 V, 50 Hz	**8093319**

The most important components at a glance:

1x Resistive Load	594820
1x Inductive Load	594821
1x Capacitive Load	594822
1x Three-Phase 400 V DC 230V Power Supply	594825
1x 24V AC Power Supply (Wall Mount)	793290
1x AC 230V DC 325V Variable Power Supply	* 8089266
1x Data Acquisition and Control Interface DACI-2	594499

* Can be replaced by the 4-Quadrant Power Supply and Dynamometer Controller

Necessary accessories, also order:

2x Digital Multimeter	579782
1x Connection Lead Set and Grounding Kit	595916
1x Three-Phase Power Supply and Safety Unit	594826
1x Mobile Frameline, Complete Model Without Energy Duct	8075133
1x Tabletop Workstation (DIN A4)	8153360
1x Tabletop Double-Sided Workstation	8158409

Note: A computer with a Windows 7/8/10 operating system is required.

Convey fundamental knowledge of electric power circuits.

This training package provides hands-on experience with the basics of electricity and electric power, measurements, electrical values, DC circuits (series, parallel, mixed) and single- and three-phase AC circuits.

The training package contains the necessary equipment to perform the practical learning activities of the "DC Power Circuits", "Single-Phase AC Power Circuits, and "Three-Phase AC Power Circuits" courses available on Festo LX (subscription required) or as a campus license (sold separately).

Learners follow step-by-step instructions to connect modules and explore DC circuit principles such as resistance, voltage, current, and power, as well as series and parallel configurations. They also study AC circuit concepts, including sine waves, phase angles, phase shifts, reactance, and impedance.

The four-quadrant dynamometer/power supply features built-in meters, an oscilloscope, phasor analyzer, data tables, graphs, and harmonic analyzer—enabling comprehensive analysis while minimizing time lost switching connections or consulting multiple instruments. It can simultaneously measure up to four high-voltage and four high-current inputs, providing accurate, real-time data for studying complex electrical and mechanical interactions.

Recommended Learning Material

Workbooks (→ page 162)



Campus license:

en	8093410
de	8147580
fr	8231072

Notes: The campus license "AC/DC and Transformers" includes the student and instructor manuals in PDF of the following workbooks: "DC Power Circuits", "Single-Phase AC Power Circuits", "Single-Phase Power Transformers", "Three-Phase AC Power Circuits", and "Three-Phase Transformer Banks". Printed workbooks available upon request.

Courses on Festo LX:

- → DC Power Circuits
- → Single-Phase AC Power Circuits
- → Single-Phase Power Transformers
- → Three-Phase AC Power Circuits
- → Three-Phase Transformer Banks

Transformers

TP 8015-2



Equipment Set TP 8015-2

220 – 240 V, 50 Hz	**8093320**

The most important components at a glance:

1x Resistive Load	594820
1x Three-Phase Transformer Bank	594823
1x Single-Phase Transformer	594824
1x Three-Phase 400 V DC 230V Power Supply	594825
1x 24V AC Power Supply (Wall Mount)	793290
1x AC 230V DC 325V Variable Power Supply	* 8089266
1x Data Acquisition and Control Interface DACI-2	594499

* Can be replaced by the 4-Quadrant Power Supply and Dynamometer Controller

Necessary accessories, also order:

1x Connection Lead Set and Grounding Kit	595916
1x Three-Phase Power Supply and Safety Unit	594826
1x Mobile Frameline, Complete Model Without Energy Duct	8075133
1x Tabletop Workstation (DIN A4)	8153360
1x Tabletop Double-Sided Workstation	8158409

Note: A computer with a Windows 7/8/10 operating system is required.

Facilitate the study of power transformers, in a safe environment.

This training package provides hands-on experience with single- and three-phase transformers are built, as well as magnetism principles, losses, regulations, efficiency, configuration and more.

The training package contains the necessary equipment to perform the practical learning activities of the “Single-Phase Transformer Banks” and “Three-Phase Transformer Banks” courses available on Festo LX (subscription required) or as a campus license (sold separately).

Learners follow step-by-step instructions to connect modules and explore topics such as transformer design, polarity, regulation and losses, the effect of frequency on transformer rating, autotransformers, and three-phase transformer configuration in various setups.

The data acquisition and control interface features built-in meters, an oscilloscope, phasor analyzer, data tables, graphs, and harmonic analyzer, enabling comprehensive analysis while minimizing the time spent switching connections or consulting multiple instruments. It can simultaneously measure up to four high-voltage and four high-current inputs, providing accurate, real-time data for studying complex electrical and mechanical interactions.

Recommended Learning Material

Workbooks (→ page 162)



Campus license:

en	8093410
de	8147580
fr	8231072

Notes: The campus license “AC/DC and Transformers” includes the student and instructor manuals in PDF of the following workbooks: “DC Power Circuits”, “Single-Phase AC Power Circuits”, “Single-Phase Power Transformers”, “Three-Phase AC Power Circuits”, and “Three-Phase Transformer Banks”. Printed workbooks available upon request.

Courses on Festo LX:

- → Single-Phase Power Transformers
- → DC Power Circuits
- → Three-Phase AC Power Circuits
- → Single-Phase AC Power Circuits
- → Three-Phase Transformer Banks

AC/DC Power Circuits and Transformers

TP 8015-3



Equipment Set TP 8015-3

220 – 240 V, 50 Hz	**8093321**

The most important components at a glance:

1x Resistive Load	594820
1x Inductive Load	594821
1x Capacitive Load	594822
1x Three-Phase Transformer Bank	594823
1x Single-Phase Transformer	594824
1x Three-Phase 400 V DC 230V Power Supply	594825
1x 24V AC Power Supply (Wall Mount)	793290
1x AC 230V DC 325V Variable Power Supply	* 8089266
1x Data Acquisition and Control Interface DACI-2	594499

* Can be replaced by the 4-Quadrant Power Supply and Dynamometer Controller

Necessary accessories, also order:

2x Digital Multimeter	579782
1x Connection Lead Set and Grounding Kit	595916
1x Three-Phase Power Supply and Safety Unit	594826
1x Mobile Frameline, Complete Model Without Energy Duct	8075133
1x Tabletop Workstation (DIN A4)	8153360
1x Tabletop Double-Sided Workstation	8158409

Note: A computer with a Windows 7/8/10 operating system is required.

Provide a complete learning experience in power circuits and transformers.

This training package provides hands-on experience with the basics of DC power circuits and single- and three-phase AC power circuits and transformers. It combines TP 8015-1 and TP 8015-2 without duplication of hardware components.

The training package contains the necessary equipment to perform the practical learning activities of the “DC Power Circuits”, “Single-Phase AC Power Circuits, and “Three-Phase AC Power CIrcuits”, “Single-Phase Transformer Banks”, and “Three-Phase Transformer Banks” courses available on Festo LX (subscription required) or as a campus license (sold separately).

Learners follow step-by-step instructions to connect modules and explore DC circuit principles, such as resistance, voltage, current, and power, as well as series and parallel configurations. They also study AC circuit concepts, including sine waves, phase angles, phase shifts, reactance, and impedance. The program then moves on to transformer topics, covering design, polarity, regulation and losses, the effect of frequency on transformer rating, autotransformers, and various three-phase transformer configurations.

The data acquisition and control interface features built-in meters, an oscilloscope, a phasor analyzer, data tables, graphs and a harmonic analyzer—enabling comprehensive analysis while minimizing time spent switching connections or reading different instruments. It can simultaneously measure up to four high-voltage and four high-current inputs, providing accurate, real-time data for studying complex electrical and mechanical interactions.

Recommended Learning Material

Workbooks (→ page 162)



Campus license:

en	8093410
de	8147580
fr	8231072

Notes: The campus license “AC/DC and Transformers” includes the student and instructor manuals in PDF of the following workbooks: “DC Power Circuits”, “Single-Phase AC Power Circuits”, “Single-Phase Power Transformers”, “Three-Phase AC Power Circuits”, and “Three-Phase Transformer Banks”. Printed workbooks available upon request.

Courses on Festo LX:

- → Single-Phase Power Transformers
- → DC Power Circuits
- → Three-Phase AC Power Circuits
- → Single-Phase AC Power Circuits
- → Three-Phase Transformer Banks

IGBT Power Conversion Circuits

TP 8015-4



Equipment Set TP 8015-4

220 – 240 V, 50 Hz	**8223523**

The most important components at a glance:

1x Resistive Load	594820
1x Rectifier and Filtering Inductors Capacitors	8136516
1x Three-Phase AC Filter	8166653
1x 48 V Lead-Acid Battery Pack	8174051
1x IGBT Chopper/Inverter	8167609
1x Three-Phase AC 400 V DC 230 V Power Supply	594825
1x 24 V AC Power Supply (Wall Mount)	793290
1x 4-Quadrant Power Supply and Dynamometer Controller (note 1)	595028
1x Data Acquisition and Control Interface DACI-2 (note 2)	594499

Notes:

(1) The Lead-Acid Battery Charger function set must also be activated (sold separately, order no. 581438).

(2) The Chopper/Inverter function set must also be activated (sold separately, order no. 581453)

Necessary accessories, also order:

1x Connection Lead Set and Grounding Kit	595916
1x Three-Phase AC Power Supply and Safety Unit	594826
1x Mobile Frameline, complete model without energy duct **or**	8075133
1x Tabletop Workstation (DIN A4) **or**	8153360
1x Tabletop Double-Sided Workstation	8158409

Note: A computer with a Windows 7/8/10 operating system is also required.

Explore the fundamentals of power electronics and DC power conversion and control.

This training package provides hands-on experience with rectifiers, inverters, and various types of choppers using IGBTs as switching elements in single- and three-phase circuits.

The training package contains the necessary equipment to perform the practical learning activities of the “Single-Phase AC Power Electronics”, and “Three-Phase AC Power Electronics” courses available on Festo LX (subscription required) or as a campus license (sold separately).

Learners follow step-by-step instructions to connect modules and explore topics such as power diode rectifiers, switching transistors, ripple in choppers, buck/boost choppers, single- and three-phase rectifiers/inverters, and single-phase PWM inverters with a dual-polarity DC bus.

The four-quadrant power supply and dynamometer controller regulates the variable DC power supplied to the IGBT. In other scenarios include three-phase AC power supplied to the rectifier and filtering inductors capacitors to produce DC for the IGBT. The IGBT chopper/inverter either converts the DC to AC or boosts the DC voltage to the desired output level. The Data Acquisition and Control Interface (DACI) allows users to monitor and adjust parameters for chopper/inverter operation.

Recommended Learning Material

Workbooks (→ page 162)



Campus license:

en	8212870

Notes: The campus license “Power Electronics Fundamentals” includes the student and instructor manuals of the following workbooks: “DC Power Electronics”, “Single-Phase AC Power Electronics”, “Three-Phase AC Power Electronics”, and “Thyristor Power Electronics”. Printed workbooks are available upon request.

Courses on Festo LX:

- → DC Power Electronics
- → Single-Phase AC Power Electronics
- → Three-Phase AC Power Electronics
- → Thyristor Power Electronics

Thyristor Power Conversion Circuits

TP 8015-5



Equipment Set TP 8015-5

220 – 240 V, 50 Hz	**8223526**

The most important components at a glance:

1x Resistive Load	594820
1x Rectifier and Filtering Inductors Capacitors	8136516
1x Capacitive Load	594822
1x Three-Phase AC Filter	8166653
1x Three-Phase AC Transformer Bank	594823
1x Three-Phase AC 400 V DC 230 V Power Supply	594825
1x Power Thyristors	8167245
1x 24 V AC Power Supply (Wall Mount)	793290
1x 4-Quadrant Power Supply and Dynamometer Controller	595028
1x Data Acquisition and Control Interface DACI-2 (note 1)	594499

Notes:

(1) The Thyristor control function set must also be activated (sold separately, order no. 581454)

Necessary accessories, also order:

1x Connection Lead Set and Grounding Kit	595916
1x Three-Phase AC Power Supply and Safety Unit	594826
1x Mobile Frameline, complete model without energy duct **or**	8075133
1x Tabletop Workstation (DIN A4) **or**	8153360
1x Tabletop Double-Sided Workstation	8158409

Note: A computer with a Windows 7/8/10 operating system is also required.

Achieve efficient control of power management with power electronics semiconductors.

This training package provides hands-on experience with power diodes, power thyristors, solid state relays, zero-voltage switching, and various types of power control using thyristor circuits.

The training package contains the necessary equipment to perform the practical learning activities of the “Thyristor Power Electronics” course available on Festo LX (subscription required) or as a campus license (sold separately).

Learners connect modules following step-by-step instructions to study topics such as power diodes, single- and three-phase rectifiers, power thyristors, solid state relays, single- and three-phase AC power control, three-phase thyristor rectifiers/inverters, and more.

The four-quadrant power supply and dynamometer controller manages the AC power that goes to various components based on exercises. The Data Acquisition and Control Interface (DACI) allows users to monitor and adjust parameters that control the power thyristor module.

Recommended Learning Material

Workbooks (→ page 162)



Campus license:

en	8212870

Notes: The campus license “Power Electronics Fundamentals” includes the student and instructor manuals of the following workbooks: “DC Power Electronics”, “Single-Phase AC Power Electronics”, “Three-Phase AC Power Electronics”, and “Thyristor Power Electronics”. Printed workbooks are available upon request.

Courses on Festo LX:

- → DC Power Electronics
- → Single-Phase AC Power Electronics
- → Three-Phase AC Power Electronics
- → Thyristor Power Electronics

AC Variable-Speed Drives

TP 8015-6



Equipment Set TP 8015-6

220 – 240 V, 50 Hz	**8223527**

The most important components at a glance:

1x Squirrel-Cage Induction Machine	595064
1x Rectifier and Filtering Inductors Capacitors	8136516
1x Three-Phase AC Filter	8166653
1x Three-Phase AC 400 V DC 230 V Power Supply	594825
1x IGBT Chopper/Inverter	8167609
1x 24V AC Power Supply (Wall Mount)	793290
1x Four-Quadrant Dynamometer Motor	595062
1x 4-Quadrant Power Supply and Dynamometer Controller	595028
1x Data Acquisition and Control Interface DACI-2 (note 1)	594499
1x Protective Guard – Face-to-Face	794194

Notes:

(1) The Chopper/Inverter function set must also be activated (sold separately, order no. 581453)

Necessary accessories, also order:

1x Coupling Face-to-Face	792271
1x Connection Lead Set and Grounding Kit	595916
1x Three-Phase AC Power Supply and Safety Unit	594826
1x Mobile Frameline, complete model without energy duct **or**	8075133
1x Tabletop Workstation (DIN A4) **or**	8153360
1x Tabletop Double-Sided Workstation	8158409

Note: A computer with a Windows 7/8/10 operating system is also required.

Use power electronics to control the speed and torque, as well as the frequency and voltage supplied to induction motors.

This training package provides hands-on experience with three-phase, variable-frequency induction-motor drives that use IGBTs as switching elements to improve power efficiency and reduce power consumption.

The training package contains the necessary equipment to perform the practical learning activities of the "Three-Phase Motor Drives" course available on Festo LX (subscription required) or as a campus license (sold separately).

Learners connect modules following step-by-step instruction to study topics such as three-phase motor drive, variable-frequency induction-motor drive, motor drive with constant V/F ratio, and more.

The four-quadrant power supply and dynamometer controller apply braking to the four-pole squirrel-cage induction motor while rectifying the 3-phase AC supply to provide DC for the IGBT. The IGBT chopper/inverter then converts the DC into power for the induction motor and manages the speed at the required torque level. The Data Acquisition and Control Interface (DACI) allows users to monitor and adjust parameters for the chopper/inverter functions.

Recommended Learning Material

Workbooks (→ page 162)



Campus license:

en	8228874

Notes: The campus license "Power Electronics Motor Drives" includes the student and instructor manuals of the following workbooks: "Three-Phase Motor Drives", "DC Motor Drives", and "Three-Phase Induction Motor Starters", Printed workbooks are available upon request.

Courses on Festo LX:

- → Three-Phase Motor Drives
- → DC Motor Drives
- → Three-Phase Induction Motor Starters

DC Variable-Speed Drives

TP 8015-7



Equipment Set TP 8015-7

220 – 240 V, 50 Hz	**8223528**

The most important components at a glance:

1x Permanent Magnet DC Machine	8100085
1x 48 V Lead-Acid Battery Pack	8174051
1x IGBT Chopper/Inverter	8167609
1x 24V AC Power Supply (Wall Mount)	793290
1x Four-Quadrant Power Supply and Dynamometer Controller	595028
1x Four-Quadrant Dynamometer Motor	595062
1x Data Acquisition and Control Interface DACI-2 (note 1)	594499
1x Protective Guard – Side-by-side	794195
1x Timing Belt 62 Tooth (for side-by-side mounting)	8106423

Notes:
(1) The Chopper/Inverter function set must also be activated (sold separately, order no. 581453)

Necessary accessories, also order:

1x Connection Lead Set and Grounding Kit	595916
1x Three-Phase AC Power Supply and Safety Unit	594826
1x Mobile Frameline, complete model without energy duct **or**	8075133
1x Tabletop Workstation (DIN A4) **or**	8153360
1x Tabletop Double-Sided Workstation	8158409

Note: A computer with a Windows 7/8/10 operating system is also required.

Use IGBT-based power electronics and PWM techniques to precisely control the speed and torque of DC motors.

This training package provides practical experience with DC drives and PWM DC motor drives.

The training package contains the necessary equipment to perform the practical learning activities of the “DC Motor Drives” course available on Festo LX (subscription required) or as a campus license (sold separately).

Learners connect modules by following step-by-step instructions to study topics such as PWM DC motor drives, bi-directional PWM DC motors with regenerative braking, speed feedback, current control, and more.

The four-quadrant power supply and dynamometer controller manage the mechanical load applied to the permanent magnet DC motor, while the lead-acid battery supplies power to the IGBT-based DC input. The IGBT chopper/inverter uses either a buck or buck-boost converter to supply the required voltage to the permanent magnet DC motor. The Data Acquisition and Control Interface (DACI) enables users to monitor and adjust parameters for the chopper/inverter functions.

Recommended Learning Material

Workbooks (→ page 162)



Campus license:

en	8228874

Notes: The campus license “Power Electronics Motor Drives” includes the student and instructor manuals of the following workbooks: “Three-Phase Motor Drives”, “DC Motor Drives”, and “Three-Phase Induction Motor Starters”, Printed workbooks are available upon request.

Courses on Festo LX:

- → Three-Phase Motor Drives
- → DC Motor Drives
- → Three-Phase Induction Motor Starters

Three-Phase Motor Starters

TP 8015-8



Equipment Set TP 8015-8

220 – 240 V, 50 Hz	**8223529**

The most important components at a glance:

1x Squirrel-Cage Induction Machine	595064
1x Synchronization Lamps and Contactor	8208627
1x Three-Phase AC 400 V DC 230 V Power Supply	594825
1x Power Thyristors	8167245
1x Three-Phase AC Filter	8166653
1x 24V AC Power Supply (Wall Mount)	793290
1x Four-Quadrant Power Supply and Dynamometer Controller (note 1)	595028
1x Four-Quadrant Dynamometer Motor	595062
1x Data Acquisition and Control Interface DACI-2	594499
1x Protective Guard – Face-to-Face	794194

Notes:
The Thyristor function set must also be activated (sold separately, order no. 581454)

Necessary accessories, also order:

1x Coupling Face-to-Face	792271
1x Connection Lead Set and Grounding Kit	595916
1x Three-Phase AC Power Supply and Safety Unit	594826
1x Mobile Frameline, complete model without energy duct **or**	8075133
1x Tabletop Workstation (DIN A4) **or**	8153360
1x Tabletop Double-Sided Workstation	8158409

Note: A computer with a Windows 7/8/10 operating system is also required.

Explore the basics of three-phase motor starters and power electronics drives to ensure safe and efficient motor operation.

This training package provides hands-on experience with motor starters, soft starters, and their advanced features. It also address important phenomena associated with motor starting.

The training package includes the necessary equipment to perform the hands-on learning activities of the “Three-Phase Induction Motors Starters” course, available on Festo LX (subscription required) or as a campus license (sold separately).

Learners connect modules following step-by-step instructions to study topics such as DOL starters and soft starters, advanced features of soft starters such as kick start, soft stop, etc. DC bus, and more.

The four-quadrant power supply and dynamometer controller emulates a flywheel connected to the four-pole squirrel-cage induction motor. The thyristors are managed by the Data Acquisition and Control Interface (DACI), which controls the power delivered to the induction motor. The DACI allows the user to monitor and manipulate parameters, as well as observe the motor’s starting current, torque, and speed.

Recommended Learning Material

Workbooks (→ page 162)



Campus license:

en	8228874

Notes: The campus license “Power Electronics Motor Drives” includes the student and instructor manuals of the following workbooks: “Three-Phase Motor Drives”, “DC Motor Drives”, and “Three-Phase Induction Motor Starters”, Printed workbooks are available upon request.

Courses on Festo LX:

- → Three-Phase Motor Drives
- → DC Motor Drives
- → Three-Phase Induction Motor Starters

Three-Phase Rotating Machines

TP 8016-1



Equipment Set TP 8016-1

220 – 240 V, 50 Hz	**8223530**

The most important components at a glance:

1x Resistive Load	594820
1x Inductive Load	594821
1x Capacitive Load	594822
1x Squirrel-Cage Induction Machine	595064
1x Synchronous Machine	595802
1x Synchronization Lamps and Contactor	8208627
1x Three-Phase AC 400 V DC 230 V Power Supply	594825
1x 24V AC Power Supply (Wall Mount)	793290
1x Four-Quadrant Power Supply and Dynamometer Controller	595028
1x Four-Quadrant Dynamometer Motor	595062
1x Data Acquisition and Control Interface DACI-2 (note 1)	594499
1x Protective Guard – Face-to-Face	794194

Notes:
(1) The Synchroscope function set must also be activated (sold separately, order no. 579789)

Necessary accessories, also order:

1x Coupling Face-to-Face	792271
1x Connection Lead Set and Grounding Kit	595916
1x Three-Phase AC Power Supply and Safety Unit	594826
1x Mobile Frameline, complete model without energy duct **or**	8075133
1x Tabletop Workstation (DIN A4) **or**	8153360
1x Tabletop Double-Sided Workstation	8158409

Note: A computer with a Windows 7/8/10 operating system is also required.

Master the basics of motors and generators to convert between mechanical and three-phase AC electrical power.

This training package provides hands-on experience with three-phase induction machines, torque, efficiency, and more.

The training package includes the necessary equipment to perform the practical learning activities for the "Three-Phase Rotating Machines" course available on Festo LX (subscription required) or through a campus license (sold separately).

Learners connect modules following step-by-step instructions to study topics such as prime mover and brake, three-phase squirrel cage induction motors, eddy-current brakes, asynchronous generators, and more.

The induction motor is powered by a three-phase power supply. The four-quadrant power supply and dynamometer controller monitor and control the torque and speed of the induction motor. The Data Acquisition and Control Interface (DACI) allows users to monitor and manipulate parameters for the chopper and inverter functions.

Recommended Learning Material

Workbooks (→ page 162)



Campus license:

en	8201321

Notes: The campus license "Fundamentals of AC and DC Rotating Machines" includes the student and instructor manuals of the following workbooks: "Three-Phase Rotating Machines", "Permanent Magnet DC Machines", and "Power Factor Correction". Printed workbooks are available upon request.

Courses on Festo LX:

- → Three-Phase Rotating Machines
- → Permanent Magnet DC Machines
- → Power Factor Correction

Permanent Magnet DC Motors

TP 8016-2



Equipment Set TP 8016-2

220 – 240 V, 50 Hz	**8223531**

The most important components at a glance:

1x Permanent Magnet DC Machine	8100085
1x 48 V Lead-Acid Battery Pack	8174051
1x Data Acquisition and Control Interface DACI-2	594499
1x 24V AC Power Supply (Wall Mount)	793290
1x Four-Quadrant Dynamometer Motor	595062
1x Four-Quadrant Power Supply and Dynamometer Controller	595028
1x Timing Belt	793141
1x Protective Guard – Side-by-side	794195

Necessary accessories, also order:

1x Connection Lead Set and Grounding Kit	595916
1x Three-Phase AC Power Supply and Safety Unit	594826
1x Mobile Frameline, complete model without energy duct **or**	8075133
1x Tabletop Workstation (DIN A4) **or**	8153360
1x Tabletop Double-Sided Workstation	8158409

Note: A computer with a Windows 7/8/10 operating system is also required.

Gain valuable insights into the design, operation, and control of energy-efficient motors and performant advanced systems.

This training package provides practical experience with the operating principles and characteristics of permanent magnet DC motor operation.

The training solution includes the necessary equipment to conduct practical learning activities for the “Permanent Magnet DC Machines” course available on Festo LX (subscription required) or through a campus license (sold separately).

Learners connect modules according to step-by-step instructions to study topics such as prime mover and brake, as well as the operation of the motor and generator.

The permanent magnet DC motor is powered by a lead-acid battery. The four-quadrant power supply and dynamometer controller monitor and control the torque and speed of the permanent magnet DC motor. The Data Acquisition and Control Interface (DACI) allows users to monitor and adjust parameters for the chopper and inverter functions.

Recommended Learning Material

Workbooks (→ page 162)



Campus license:

en	8201321

Notes: The campus license “Fundamentals of AC and DC Rotating Machines” includes the student and instructor manuals of the following workbooks: “Three-Phase Rotating Machines”, “Permanent Magnet DC Machines”, and “Power Factor Correction”. Printed workbooks are available upon request.

Courses on Festo LX:

- → Three-Phase Rotating Machines
- → Permanent Magnet DC Machines
- → Power Factor Correction

Power Factor Correction

TP 8016-3



Equipment Set TP 8016-3

220 – 240 V, 50 Hz	**8223532**

The most important components at a glance:

1x Resistive Load	594820
1x Inductive Load	594821
1x Capacitive Load	594822
1x Squirrel-Cage Induction Machine	595064
1x Three-Phase AC 400 V DC 230 V Power Supply	594825
1x 24V AC Power Supply (Wall Mount)	793290
1x Four-Quadrant Power Supply and Dynamometer Controller	595028
1x Four-Quadrant Dynamometer Motor	595062
1x Data Acquisition and Control Interface DACI-2	594499
1x Protective Guard Face-to-Face	794194

Necessary accessories, also order:

1x Coupling Face-to-Face	792271
1x Connection Lead Set and Grounding Kit	595916
1x Three-Phase AC Power Supply and Safety Unit	594826
1x Mobile Frameline, complete model without energy duct **or**	8075133
1x Tabletop Workstation (DIN A4) **or**	8153360
1x Tabletop Double-Sided Workstation	8158409

Note: A computer with a Windows 7/8/10 operating system is also required.

Learn to master power factor correction to create more efficient, cost-effective, and sustainable electrical systems.

This training package provides practical experience to perform power factor correction for induction machines, both in electrical substation and in large industrial applications.

The training package includes the necessary equipment to facilitate the practical learning activities for the “Power Factor Correction” course available on Festo LX (subscription required) or through a campus license (sold separately).

Learners connect modules following step-by-step instructions to study topics such as power factor correction.

The resistive, inductive, and capacitive loads allow users to study different types of load behaviors and how they impact power factor. The squirrel-cage induction machine is used to explore motor operations and is powered by a three-phase power supply. The four-quadrant power supply and dynamometer controller monitor and control the torque and speed of the induction motor. The Data Acquisition and Control Interface (DACI) allows users to better observe or analyze power factor correction.

Recommended Learning Material

Workbooks (→ page 162)



Campus license:

en	8201321

Notes: The campus license “Fundamentals of AC and DC Rotating Machines” includes the student and instructor manuals of the following workbooks: “Three-Phase Rotating Machines”, “Permanent Magnet DC Machines”, and “Power Factor Correction”. Printed workbooks are available upon request.

Courses on Festo LX:

- → Three-Phase Rotating Machines
- → Permanent Magnet DC Machines
- → Power Factor Correction

Modules

Data Acquisition and Control Interface (DACI)



Most popular packages

DACI-1: With computer-based instrumentation for 2x current inputs and 2x voltage inputs

Order no.	**595912**

DACI-2: With computer-based instrumentation and synchroscope function set

Order no.	**594499**

Other variants are available. Contact your sales representative for details.

LabVolt Series 9063

Measuring, observing, analyzing, and controlling electrical and mechanical parameters in electric power systems and power electronics circuits represent an important part of the training in various areas, such as electric power technology, AC/DC machines, renewable energy, and power electronics.

For these purposes, the Data Acquisition and Control Interface (DACI) is a versatile USB peripheral that features a set of computer-based instruments and instrumentation tools, which can be accessed through Data Acquisition and Control for Electromechanical Systems (LVDAC-EMS) software.

The DACI and the LVDAC-EMS software are standard features in the Electric Power Technology Learning Systems and in the Computer-Assisted 0.2-kW Electromechanical Learning System.

Highlights

- Computer-based tools increase student knowledge and understanding of electric power systems and power electronics circuits
- Customizable DACI with several control functions available to fit specific training needs
- Pre-built SCADA interface facilitates an understanding of the process taking place
- Several inputs/outputs for easy connection with other modules
- Optically isolated inputs
- Includes free software (LVDAC-EMS)
- Software Development Kit for third-party programming tools
- Short set-up time
- Safe and affordable

Control function sets

Several sets of computer-based functions allowing control of power electronics modules can be activated in the DACI. Instructors can select and combine the functions they need.

- Computer-Based Instrumentation
- Chopper/Inverter Control
- Thyristor Control
- Home Energy Production Control
- Three-Phase PWM Rectifier/ Inverter Control
- BLDC Motor/PMSM Control
- High-Voltage DC (HVDC) Transmission System Control
- Static Var Compensator (SVC) Control
- Synchronous Generator Control
- Static Synchronous Compensator (STATCOM) Control
- Synchroscope
- SCADA
- 9063 Software Development Kit

Modules

Four-Quadrant Dynamometer/Power Supply

LabVolt Series 8960

The Four-Quadrant Dynamometer/power Supply is a highly versatile USB peripheral designed to be used in the Electric Power Technology Learning Systems. Two operating modes are available: Dynamometer and Power Supply. A wide variety of user-selectable functions is available in each operating mode.

In the Dynamometer mode, the unit becomes a four-quadrant dynamometer that can act as either a fully configurable brake or a fully configurable prime mover. In the power supply mode, the unit becomes a four-quadrant power supply that can act as a DC voltage source, DC current source, ac power source, etc.

In each operating mode, key parameters related to the selected function are displayed and can be monitored using the computer-based instruments in the software LVDAC-EMS. Speed, torque, mechanical power, and energy are displayed in the Dynamometer mode while voltage, current, electrical power, and energy are displayed in the Power Supply mode. Optional functions, such as a small wind-turbine emulator, a hydraulic turbine emulator, a solar panel emulator, battery chargers, an SDK (Software Development Kit) etc., can be added to the standard functions to further enhance the training possibilities of the Four-Quadrant Dynamometer/Power Supply.

Highlights
- Multipurpose device combining power supply, prime mover, dynamometer, metering, and emulator properties
- Manual or computer-based control mode
- Green device: it returns the power produced directly on the grid
- Emulation of multiple load types
- Optional functions can be added to the standard functions to further the training possibilities

Topic coverage
- Speed and Torque
- Voltage and Current
- Mechanical and Electrical Power
- Energy

Function sets
- Standard Functions (Manual Control)
- Standard Functions (Computer-Based Control)
- Turbine Emulator and diesel generator
- Lead-Acid Battery Charger
- Ni-MH Battery Chargers
- Solar Panel Emulator
- 8960 Software Development Kit



Most popular packages

With manual and computer-based control

Order no.	**595028**

With manual and computer-based control, lead-acid battery charger and turbine emulator functions

Order no.	**596127**

Other variants are available. Contact your sales representative for details.

Modules

Dynamometer, Power Supplies

1



2

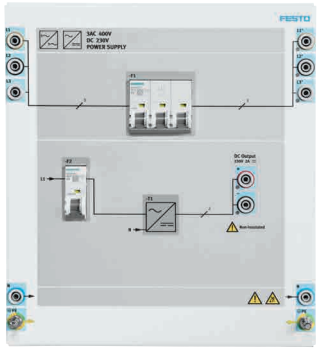

3



4

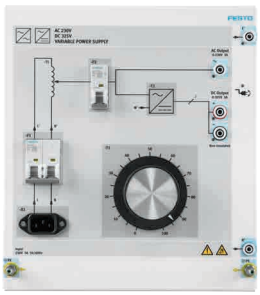

5



6



1 **4-Quadrant Dynamometer Motor**
Tabletop motor that is used as a complete 4-quadrant dynamometer in conjunction with the 4-Quadrant Power Supply and Dynamometer Controller. This dynamometer can then act as a prime mover, a brake, or a motor test bench, and can also emulate various types of predefined or custom loads.

Order no. **595062**

2 **Three-Phase AC 400 V DC 230V Power Supply**
Module that provides electrical supplies for a wide range of experiments on a workstation.

Order no. **594825**

3 **AC 24V Power Supply**
Module that provides auxiliary power for various system components.

Order no. **772050**

4 **AC 230V DC 325V Variable Power Supply**
Module that provides two source outputs: one variable from 0 to 230 V AC single-phase and the other from 0 – 325 V DC.

Order no. **8089266**

5 **AC 230 V Power Supply**
Single-phase power supply which, connected to the AC line voltage, supplies the necessary power for single-phase experiments. This power supply is mounted in an A4 module.

Order no. **595930**

6 **Three-Phase AC Power Supply and Safety Unit**
Fixed-voltage three-phase AC power source with an integrated circuit breaker providing protection against overload and short circuit and switches off when a voltage failure occurs.

Order no. **594826**

Modules

Solar and Wind Energy

1 **Wind Turbine Generator/ Controller**
Tabletop module that provides a wind turbine for experimentation. It can be coupled to a dynamometer motor to be externally driven.
Order no. **595061**

2 **Wind Turbine Load Resistors**
Module that provides a resistive electrical load for wind turbine experiments.
Order no. **594819**

3 **Solar Panel Test Bench**
Tabletop module that houses the solar panel (sold separately) so that it can be illuminated, and experiments can be conducted.
Order no. **595057**

4 **Monocrystalline Silicon Solar Panel**
Solar panel mounted on a common metal chassis that can be installed in the Solar Panel Test Bench when performing exercises indoors, or on a tripod when performing exercises outdoors.
Order no. **595058**

5 **DC 48 V Lamps**
Half-size A4 module that houses two lamps: one LED and one incandescent.
Order no. **595055**

6 **AC 230 V Lamps**
Half-size A4 modules that houses three lamps: one incandescent, one CFL, and one LED.
Order no. **595056**

7 **Pyranometer**
High-quality instrument for measuring solar irradiance.
Order no. **579784**

8 **Single-Phase Energy Meter**
Half-sized module that includes a single-phase energy meter.
Order no. **594904**

1


2


3


4


5


6


7


8


Modules

Loads, Batteries, Transformers, Inverters, Controllers

1

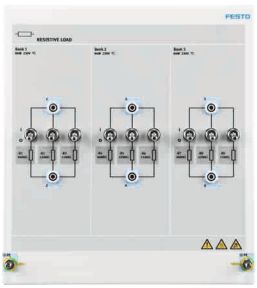

2



3

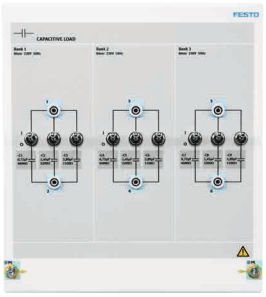

4



5



6



7



8

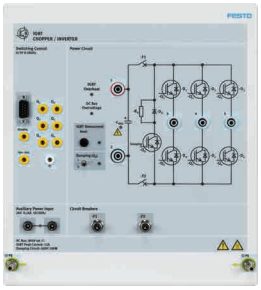

1 **Resistive Load**
Module that provides a universal resistive electrical load for a wide range of experiments.
Order no. **594820**

2 **Inductive Load**
Module that provides a universal inductive electrical load for a wide range of experiments.
Order no. **594821**

3 **Capacitive Load**
Module that provides a universal capacitive electrical load for a wide range of experiments.
Order no. **594822**

4 **Single-Phase Transformer**
Module that includes a single-phase transformer with both primary and secondary sides made of two identical, separate windings.
Order no. **594824**

5 **Three-Phase Transformer Bank**
Module that includes three independent power transformers.
Order no. **594823**

6 **12 V Lead-Acid Batteries**
Half-size A4 module that contains two VRLA batteries.
Order no. **595060**

7 **48 V Lead-Acid Battery Pack**
Module that contains four 12V lead-acid batteries.
Order no. **595059**

8 **IGBT Chopper/Inverter**
Module that consists of seven insulated-gate bipolar transistors (IGBT) mounted in an A4 module. Six IGBTs are used to implement choppers and inverters and one for the dumping circuit.
Order no. **8167609**

1 **DC 48 V PWM Charge Controller**
Module used to perform charge-controlling experiments with batteries and DC energy sources, such as solar.
Order no. **8241563**

2 **DC 48 V MPPT Charge Controller**
Module that is used to control the charge of batteries with DC energy sources, such as solar panels. It uses MPPT technology, which adjusts its input voltage and finds the maximum power operating point from the solar array, transferring this power to the battery and load.
Order no. **595050**

3 **1 AC 230 V Stand-Alone Inverter**
Converts a DC power source, such as batteries, into an AC power source for “off-the-grid” applications.
Order no. **595052**

4 **Single-Phase 230 V Grid-Tied Inverter**
Returns power from a DC power source such as batteries directly to the grid and it is mounted in an A4 module.
Order no. **595053**

5 **Communications Gateway**
Module that communicates and sets grid-tied inverters over the AC line voltage directly.
Order no. 595054

1



4



2



5



3



Modules

Motors, Filters, Contactors

1



2



4



5

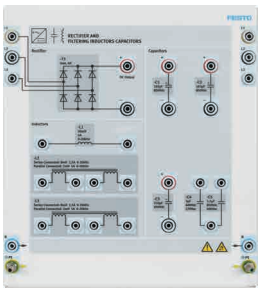

6

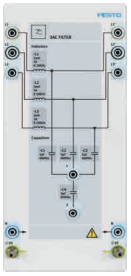

7



3

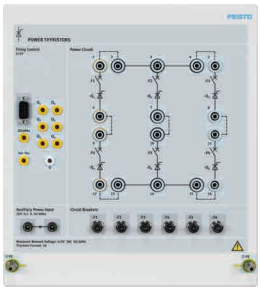

1 **Squirrel-Cage Induction Machine**
Designed to be used with the Four-Quadrant Dynamometer Motor. The machine stator windings are independently connected, allowing connection in either wye or delta configuration.
Order no. **595064**

2 **Synchronous Machine**
Designed to be used with the Four-Quadrant Dynamometer Motor. This machine can be operated either as a three-phase motor or a three-phase generator.
Order no. **595802**

3 **Power Thyristors**
Module that consists of six power thyristors (SCRs).
Order no. **8167245**

4 **Permanent Magnet DC Machine**
High-speed, brushed DC motor designed to be used with the Four-Quadrant Dynamometer Motor.
Order no. **8100085**

5 **Rectifier and Filtering Inductors Capacitors**
Module that consists of a series of inductors and capacitors to implement different types of filters plus a three-phase rectifier bridge for power electronics applications.
Order no. **8136516**

6 **Three-Phase AC Filter**
Module that consists of three inductors to be put in series in a three-phase circuits and four capacitors in star connection with the neutral.
Order no. **8166653**

7 **Synchronization Lamps and Contactor**
Module that consists of a three-phase contactor whose coil can be energized either manually with a toggle switch, or automatically with a thyristor fired by applying to the Remote Control input of the module, a low-level (TTL) signal from the Data Acquisition and Control Interface. Six safety connectors (one pair per phase) allow connection of electric devices or ac power sources across the contacts of the contactor. Three indicator lamps indicate the relative level of the voltage across their corresponding contact terminals.
Order no. **8208627**

Modules

Accessories and Workstations

1



2



3



4



5



6



1 **Protective Guard, Side-by-Side**
Must be used when coupling two electrical machines side-by-side with a timing belt in order to provide a safe working environment. It is made of see-through glass in a heavy-duty case.

Order no. **794195**

2 **Protective Guard, Face-to-Face**
Must be used when coupling two electrical machines face-to-face in order to provide a safe working environment. It is made of see-through glass in a heavy-duty case.
Dimensions (H x W x D): 197 x 244 x 208 mm

Order no. **794194**

3 **AC 24 V Wall Mount Power Supply**
Powers specific modules of the Electric Power Technology Training Packages. IEC Power Cable, straight, AS 3112 (Type I)

Order no. **793290**

Safety Laboratory Cables Set and Grounding Kit for TP 801X (51 pieces)
4 mm safety laboratory cables:
– 15x grey-yellow 300 mm
– 10x grey-red 600 mm
– 4x grey-blue 900 mm
2 mm safety laboratory cables:
– 4x black 500 mm
– 6x black 200 mm
Grounding cables:
– 5x 100 mm
– 3x 400 mm
– 4x grey jumper plugs

Order no. **595916**

4 **Mobile Frameline, Complete Model Without Energy Duct**
Basic frame with 3 holding frames (2x A4 lines and 1x ER line) for individual laboratory and workshop design. Highly flexible and universal for technical education and training.

Order no. **8075133**

5 **Tabletop Workstation (DIN A4)**
Designed to safely house the DIN A4 modules. It consists of a mounting frame with 3 rows and lead holder on the side. The bottom row can be removed to place other laboratory equipment without compromising stability.

Order no. **8153360**

6 **Tabletop Double-Sided Workstation**
Designed to safely house the DIN A4 modules. It consists of a mounting frame with 2 rows and a lead holder on each side .

Order no. **8158409**

Timing Belt 72 Tooth
High-quality industrial synchro-cog timing belt made of rubber whose teeth exactly mesh with the geared pulley fitted electrical machines working with the 4-Q power supply and dynamometer controller and the 4-Q dynamometer motor.

Order no. **793141**

Timing Belt 62 Tooth (for Side-by-Side Mounting)
High-quality industrial synchro-cog timing belt made of rubber whose teeth exactly mesh with the geared pulley fitted electrical machines working with the 4-Q dynamometer motor.

Order no. **8106423**

Protective Relaying

Based on the SIPROTEC 5 Series from Siemens

→ Video







Variant with external connectors

Modern, time-efficient, and interactive hands-on training

Protective relaying provides detection of abnormal operating conditions in electrical systems and is needed in order to act quickly to protect circuits, equipment, and the general public.

The theoretical background, as well as practical application, of these protective devices and their protection functions are an important part of the education of power systems for electrical engineers.

Power-utility-grade equipment, Siemens' newest generation the SIPROTEC 5 series, is used in this innovative teaching approach.

State-of-the-art hardware

Three relays are available and must be selected in accordance with the desired learning path. Each features a display that can provide information about the relay protection functions, indicate numerous currently measured values such as the line voltages, line currents, phase power, three-phase power, and power factor, and show information about trip events that have been recorded. A keypad, also on the front panel of the relay, allows users to select the information displayed. The front panel of the relay also features a set of 16 LEDs that allows quick monitoring of the status of various relay functions.

Relay programming

Relay programming (e.g., protection function selection, function settings) is achieved via the Siemens DIGSI 5 software via a USB connection or using the keypad and display located on the front panel of the relay. Once programmed, the relays can be tested using a built-in relay testing unit to ensure it is programmed to operate as expected. This eliminates the need for users to purchase a costly external relay tester to perform relay testing.

Access to the voltage and current inputs, Ethernet port, binary inputs, and binary outputs (e.g., trip contacts) of the relay is through a removable panel located at the back of the relay enclosure. A variant of each relay with safety jacks and connectors mounted on the front panel to provide access to all relay inputs, outputs, and ports is also available.

Numerical Directional Overcurrent Relay

ANSI protection functions: Directional phase overcurrent (67), Directional ground overcurrent (67N), Directional power (32), Instantaneous phase overcurrent (50), Instantaneous ground overcurrent (50N), Phase overcurrent (51), Ground overcurrent (51N). Other possible functions: 27, 37, 38, 46, 59, 74, 81, 86, and 87N

Standard version	**589061**
With safety jacks and connectors	**589110**

Numerical Distance Relay

ANSI protection functions: Phase distance (21), Ground distance (21N), Directional phase overcurrent (67), Directional ground overcurrent (67N), Directional power (32), Instantaneous phase overcurrent (50). Instantaneous ground overcurrent (50N), Phase overcurrent (51), Ground overcurrent (51N). Other possible functions: 27, 37, 38, 46, 59, 68, 74, 81, 86, and 87N.

Standard version	**589062**
With safety jacks and connectors	**589111**

Numerical Differential Protective Relay

ANSI protection functions: Transformer differential (87T), Instantaneous phase overcurrent (50), Instantaneous ground overcurrent (50N), Phase overcurrent (51), Ground overcurrent (51N).

Standard version	**589891**
With safety jacks and connectors	**592529**

Required accessories, also order:

IEC Power Cable (page 28)	
Siemens DIGSI 5 (license for one non-educational user)	779959

* Note: The license for educational users is free.

Topic coverage

Overcurrent/Overload Protection
- Evolution of protective relays
- Overcurrent protection
- Overcurrent and overload protection of AC machines and power transformers
- Overcurrent protection of radial feeders

Directional Protection
- Protection of parallel power lines using overcurrent relays
- Directional overcurrent protection
- Directional comparison protection
- Directional power protection

Differential Protection
- Effect of the current measuring error on the sensitivity of current differential protection
- Percentage restrained differential protection
- Application of differential protection3

Distance Protection
- Simplified diagram of a power system
- Conventional time-stepped distance protection
- Distance relay impedance characteristic
- Fault impedance vs. load impedance
- Line protection
- Generator loss-of-excitation protection
- Distance protection using communication-assisted tripping schemes

Recommended Learning Material

Workbooks (→ page 162)



Campus license:

en	8157298

Notes: The campus license includes the student and instructor manuals of the following workbooks: “Overcurrent and Overload Protection”, “Directional Protection”, “Differential Protection”, and “Distance Protection”. Printed workbooks available upon request.

Courses on Festo LX
- → Overcurrent and Overload Protection
- → Using Protective Relays
- → Directional Protection
- → Differential Protection
- → Distance Protection

Building System Technology





Introduction 96

Introduction to Building System Technology
Fundamental Electrical Protective Measures TP 1100 100
Power Supply Systems and Protective Grounding TP 1110 101
Power Supply Systems and Protective Measures TP 1111 102
Basic Principles of Electrical Installations TP 1121 106

Building Automation
KNX Building Automation Training Kit 108
Smart Home TP 1135 109

Lighting Systems
High-Power LEDs TP 1144 112
DALI Lighting Control TP 1145 114

HVAC Systems
Building HVAC Controls 116

Electric Vehicles Infrastructure
Electric Vehicle AC Charging Stations 118

Renewable Energy Systems
Solar Thermal Learning System 120

Building System Technology

The Rise of Automation and Connectivity

Smart industry buildings provide numerous benefits, improving efficiency, convenience, and sustainability. Automated systems optimize production processes and energy consumption, while real-time data analytics help minimize downtime, waste, and emissions.

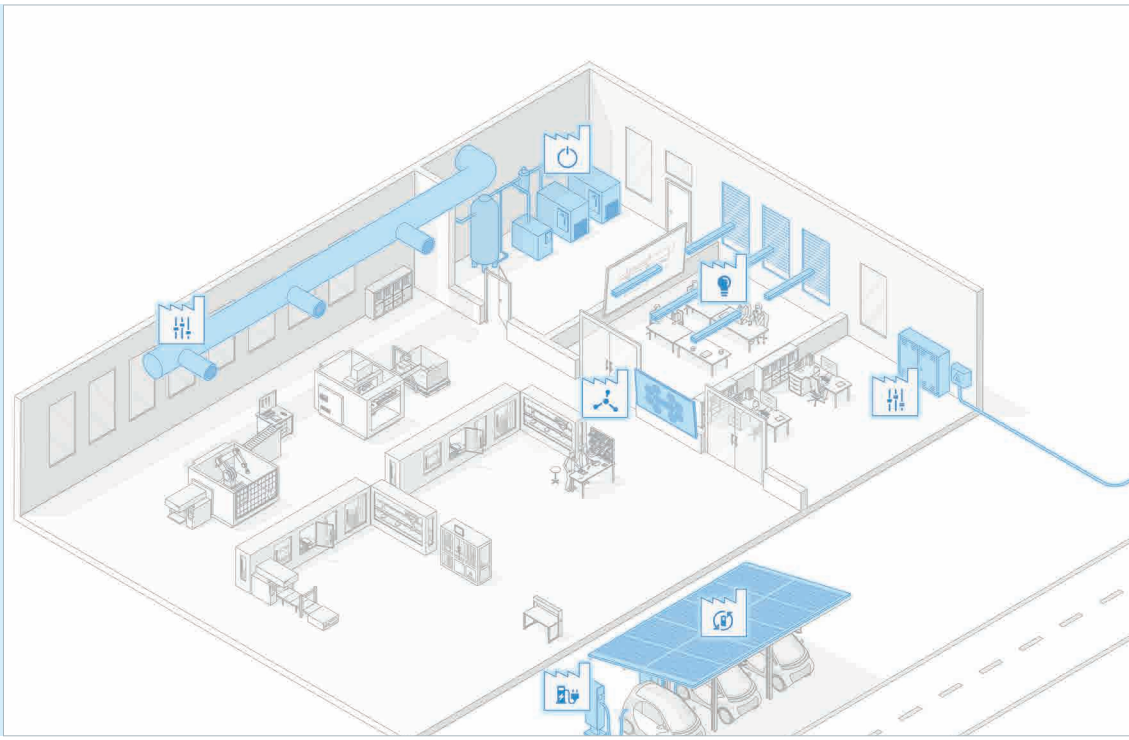

Introduction to building systems
Our learning solutions provide a comprehensive foundation in the fundamental knowledge required for various building technologies and industry requirements. The training packages introduce electrical protective measures, explaining where risks arise, why they occur, and how to prevent them. An additional module covers the basic principles of electrical installation.

Energy-efficient lighting systems
Building lighting systems consume a significant amount of energy, making energy-efficient solutions increasingly important. Our training packages focus on advanced lighting technologies, particularly high-power LEDs.

Building automation
Modern buildings integrate intelligent solutions, particularly in lighting and climate control. Building system technology and bus systems play a key role in optimizing these functions.

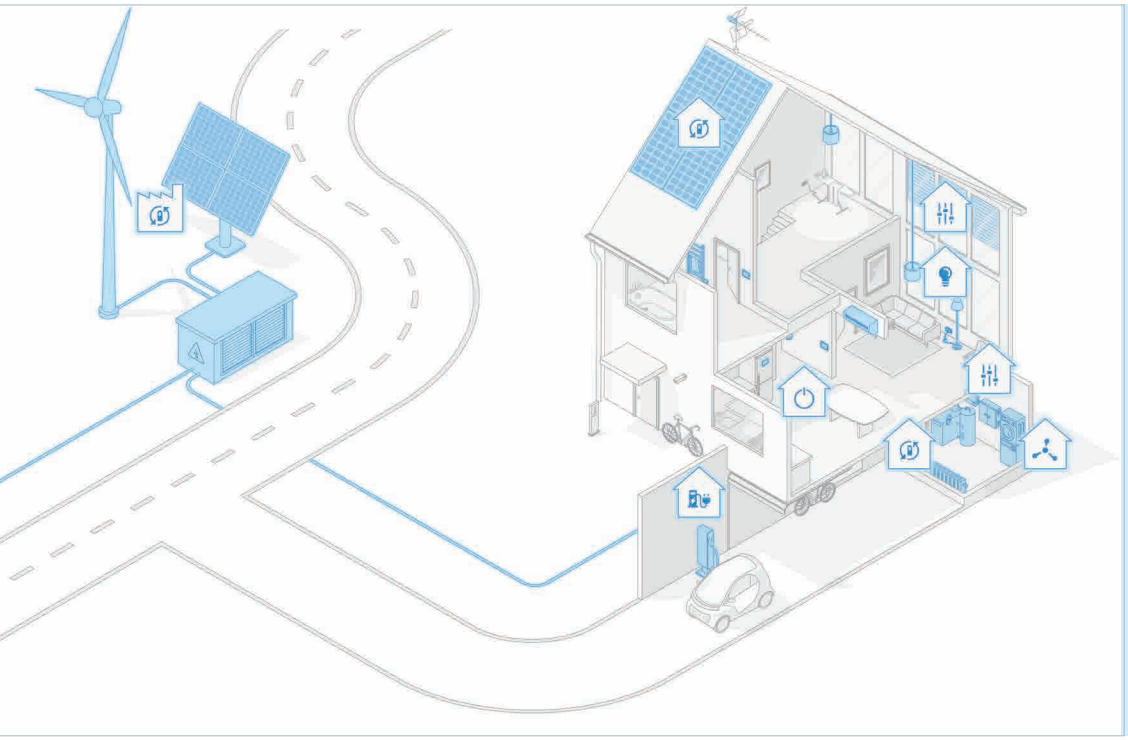

Smart home systems enable homeowners to remotely control and automate lighting, heating, and appliances, enhancing energy efficiency, comfort, security, and convenience. By optimizing resource use, these technologies contribute to a safer, greener, and more sustainable future.

Building management systems
Effective climate control in buildings requires a complex monitoring system. Our learning solutions provide a strong foundation for teaching these concepts through hands-on training with real-world components. The system covers Direct Digital Control (DDC-GA) building automation and introduces network architecture concepts, including BACnet MS/TP.

Renewable energy
These learning solutions offer practical experiments in photovoltaic energy, wind power, grid supply, and smart grid scenarios. Various training packages are available to meet different learning needs. More details can be found in the Electric power technology chapter (page 58).

Electric vehicles
The growing adoption of electric vehicles presents new challenges for building installations, requiring updated infrastructure and integration solutions, especially charging stations.

Building System Technology Training Packages

From Basic Circuits to Intelligent Buildings



Proven training concept
Explore a comprehensive range of learning solutions designed to develop essential building technology skills, with a strong emphasis on system integration and interoperability. Our learning systems include modular, customized, and complete setups to meet diverse training needs and budgets across industry and education. Each solution is supported by high-quality learning content to maximize skills development.

Designed for training
The modular structure of our training packages allows instructors to create learning environments that align with both training objectives and budgetary constraints. This flexibility enables gradual expansion. Built to withstand daily use, our equipment ensures long-lasting, cost-effective training solutions.

Rapid skill transfer
Whether for introductory training or advanced courses, the ability to recall and apply learned concepts is essential. This is most effective when learning environments closely resemble real-world work settings. Our training packages for building system technology include industrial components, and the exercises in our course materials are based on real professional scenarios.

Expertise in building technologies
Building system expertise is essential for automation, monitoring, communication, safety, and sustainability. Our specialized learning solutions cover fundamental circuits, protective measures, and building automation systems, as well as communication standards and the integration of various systems and components. Hands-on courses complement the training to ensure practical understanding.





Modular learning systems: Step by step to success

The digitalization and integration of building control technology, along with the growing demand for reliable, energy-efficient, and cross-system solutions, present new challenges for both teachers and students.

Various systems—including lighting, heating, renewable energy, blinds, and alarm systems—must seamlessly communicate across different industries. Installers, technicians, and users alike need the skills to operate and manage these interconnected technologies effectively.

Safe connection technology
When working with electricity, safety and protective measures are paramount. All our electrical connections feature safety sockets or plugs.

Digital learning
Successful education – whether in schools, companies, or universities – requires self-directed study. Our digital learning platform, Festo LX, offers engaging learning scenarios that complement classroom instruction. These courses are particularly effective for teaching fundamental concepts and serve as an ideal supplement to hands-on training.

Fundamental Electrical Protective Measures

TP 1100

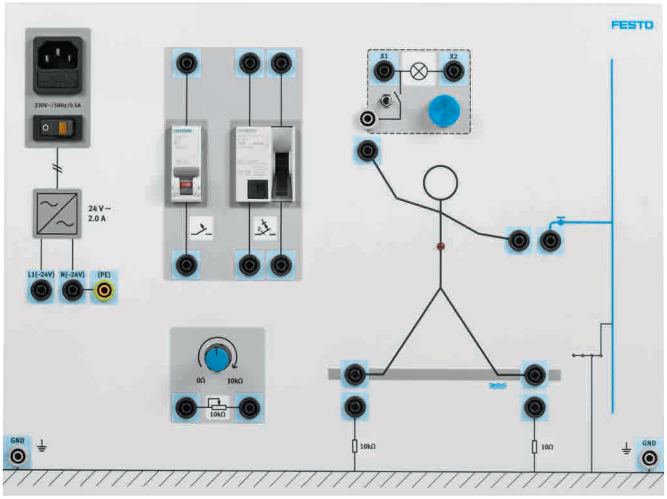

People are primarily at risk from the magnitude of the current that flows through them.

The EduTrainer raises awareness of and teaches about the dangers of electric current—an essential safety topic that every worker, regardless of industry, should understand.

This device covers the difference between a miniature circuit-breaker to protect the system and a fault-current circuit breaker to protect people.

Due to the built-in transformer, all training content is explained at a non-hazardous voltage level of 24 V.

Technical data
- Input voltage: 1 AC/240 V cold device connection
- Output voltage: 1 AC/24 V
- Line circuit breaker: 1 A
- Fault current protective circuit: 30 mA
- Fault simulation via potentiometer and fixed resistances
- Equipment: LED lamp with toggle switch for simulating housing faults
- Front panel: 266 mm x 297 mm
- Console housing with rubber feet for use in an A4 frame or on a table
- Connection via 4 mm safety plug

Order no.	**8048616**

Also necessary, also order:

IEC power cable (→ page page 28)
Digital multimeter (→ page 34)

Recommended Learning Material

Workbooks (→ page 162)



Campus license:

de	8214716
en	8214717

Course on Festo LX:

→ Electrical Protective Measures - EduTrainer

Power Supply Systems and Protective Grounding

TP 1110



This training package provides an introduction to electrical protective measures, designed especially for students in in occupations that are installing equipment that amognst others also has an electrical connection. It explains where and why electrical hazards can arise— even within a mechanic's or plumber's typical range of activities—and how they can be prevented.

TP 1110 covers the fundamentals, while TP 1111 (see next page) provides a more comprehensive overview of electrical protective measures.

Training content

Power supply:
- Power supply systems (TN, TT, IT system)
- Safety measures in the different networks

Service connection:
- Components of a service connection system
- Additional designations in the TN system (TN-C, TN-S, TN-C-S)
- Selection of the safety measure and protective devices
- Safety measure measuring devices
- Initial tests acc. DIN VDE 0100-600 and repeat tests acc. DIN VDE 0105 and BGV A3

Learning goals

- Define and wire TN-C, TN-C-S and TT earthing arrangements and explain when they are used in practice.
- Operate an installation tester to measure and evaluate voltages and loop impedances.
- Explain faults and examine applicable protection methods.
- Define SELV and PELV systems and explain when they are used in practice.

Complete Equipment Set TP 1110	**8023971**

The most important components at a glance:

1x EduTrainer Net Board	571825
1x EduTrainer House Installation	571826

Necessary accessories, also order:

4 mm Safety Laboratory Cables (page 29)	
Safety Jumper Plugs (page 30)	
Installation Tester for VDE 0100	8064024

Recommended Learning Material

Workbooks (→ page 162)



Campus license:

de	8023440
en	8023441
es	8023442
fr	8023443

Course on Festo LX:

→ Power Supply Systems and Protective Grounding

Power Supply Systems and Protective Measures

TP 1111



The fundamentals of electrical protective measures

Protecting people plays an important role when using electrical energy, as it is not visible and is recognizable only by its effects. Possible risks must therefore be minimized through suitable safety measures.

Examples provide an introduction to the problems associated with electrical safety measures. Current conditions are examined and the risks resulting from the relevant situation are demonstrated by means of measurements. The subsequent analysis and interpretation of the measurement results show the relationships and identify measures

Training content

Power supply:
– Power supply systems (TN, TT, IT system)
– Protective measures in the different networks

Service connection:
– Components of a service connection system
– Additional designations in the TN system (TN-C, TN-S, TN-C-S)
– Selection of the protective measure and protective devices
– Protective measure measuring devices
– Planning and execution of initial tests in accordance with DIN VDE 0100-600 and repeat tests in accordance with DIN VDE 0105 and BGV A3
– Creating test reports
– Safety and availability advice for customers

Sub-distribution:
– Using protective measures and measuring devices
– Planning and execution of initial and repeat tests
– Evaluation of the measurement results
– Creating test reports
– Identifying, describing and measuring risks due to errors
– Systematic troubleshooting

General:
Conducting customer dialogues
– for system commissioning
– for repeat testing
– for errors/malfunctions in the electrical system
– following successful repair

Complete Equipment Set TP 1111	**571824**

The most important components at a glance:

1	1x EduTrainer Net Board	571825
2	1x EduTrainer House Installation	571826
3	1x EduTrainer Subdistributor	571827

Necessary accessories, also order:

4 mm Safety Laboratory Cables (page 29)	
Safety Jumper Plugs (page 30)	
Installation Tester for VDE 0100	8064024

Possibilities of expansion:

Selective RCD EduTrainer (page 104)	574173
RCD A/B EduTrainer (page 104)	574174
IT Network EduTrainer (page 105)	574178
RCD-F Edutrainer	8190121
3AC Power Supply and Safety Unit	594826

1



3



2

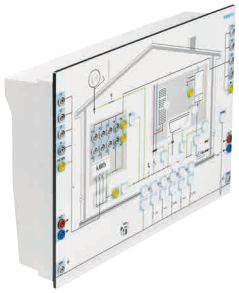

Advantages

- Lockable error switches integrated in the housing facilitate realistic fault finding
- No additional power supply required
- For a practical explanation of the protective measures, measurements and tests are carried out using conventional test and measuring devices.
- The optionally available mobile solution meets work, transport and storage requirements efficiently.

Recommended Learning Material

Workbooks (→ page 162)



Campus license:

de	567307
en	567309
es	567311
fr	567313

Course on Festo LX:

→ Power Supply Systems and Electrical Safety Measures

Power Supply Systems and Protective Measures TP 1111

Possibilities of Expansion

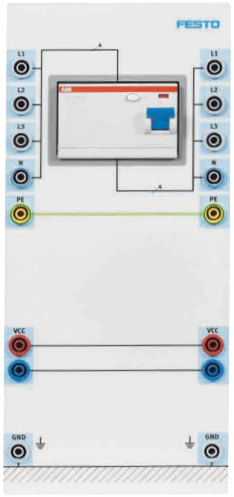

Selective RCD EduTrainer

The Selective RCD EduTrainer allows for treatment of the topic of selectivity for residual current circuit breakers in mains systems and protective measures. The selective RCCB ideally supplements the RCD A/B EduTrainer, so that it can be easily integrated and its essential characteristics can be elaborated.

The locations of all connections are standardised and are laid out as safety sockets.

Technical data
- Input voltage: 3 x 400 V AC
- Output voltage: 3 x 400 V AC
- Front panel: 133 mm x 297 mm
- Console housing with rubber feet for use in an A4 frame or on a table
- Connection via 4 mm safety plugs

Order no. **574173**

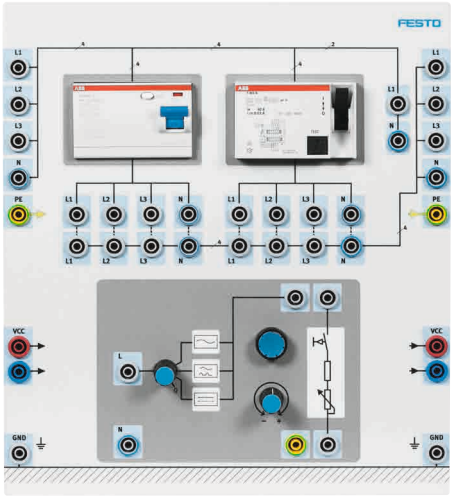

RCD A/B EduTrainer

The RCD A/B EduTrainer covers the topic of residual current circuit breakers in mains systems and protective measures. The two basic types of RCD, type A and type B, are compared with each other and their essential characteristics can be elaborated. The board is equipped with a fault simulator at which various types of voltage can be selected for the simulation of leakage current including alternating voltage, pulsed direct voltage and smoothed direct voltage. An additional voltage tap for expansion circuit breakers/RCCBs enables optimal integration into the equipment set for mains systems and protective measure.

The locations of all connections are standardised and are laid out as safety sockets.

Technical data
- Input voltage: 3 x 400 V AC (50 Hz)
- Output voltage: 3 x 400 V AC
- Tap for expansion circuit breakers/RCCBs
- Pushbutton and adjustment potentiometer for fault simulation
- Voltage type for leakage current can be set to alternating voltage, pulsed direct voltage or smoothed direct voltage
- Max. leakage current: approx. 40 mA, option for looping in an ammeter
- Front panel: 266 mm x 297 mm
- Console housing with rubber feet for use in an A4 frame or on a table
- Connection via 4 mm safety plugs

Order no. **574174**

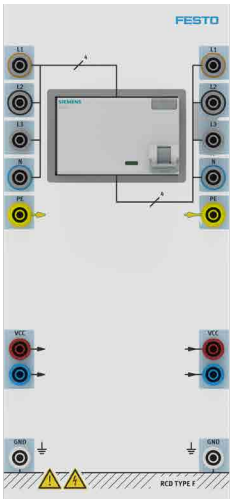

RCD F EduTrainer

The RCD Type F EduTrainer enables focused training on the operation and application of Type F residual current devices in electrical installations and protective systems. This trainer complements the existing RCD EduTrainer series perfectly, allowing easy integration and detailed examination of the specific features and response characteristics of Type F RCDs. All connection points are standardized and designed as safety sockets for secure and convenient use.

Technical data
– Input voltage: 3 x 400 V AC
– Output voltage: 3 x 400 V AC
– Front panel: 133 mm x 297 mm
– Console housing with rubber feet for use in an A4 frame or on a table
– Connection via 4 mm safety plugs

Order no. **8190934**

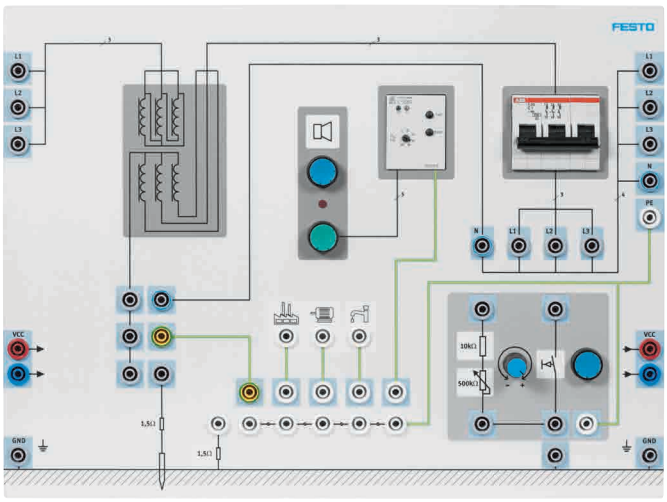

IT Network EduTrainer

The IT network EduTrainer expands the equipment set for mains systems and protective measures to include the topic of IT systems. The integrated fault simulator allows simulation of insulation faults which are detected and displayed by the insulation monitor. If the adjustable value is fallen short of, this is indicated by a lamp, as well as a buzzer which can be acknowledged.

The locations of all connections are standardized and are laid out as safety sockets.

Technical data
– Input voltage: 3 x 400 V AC
– Output voltage: 3 x 400 V AC
– Output current: max. 1 A
– Front panel: 399 mm x 297 mm
– Console housing with rubber feet for use in an A4 frame or on a table
– Connection via 4 mm safety plugs

Order no. **574178**

Basic Principles of Electrical Installations TP 1121

Introduction to Planning and Implementation



The equipment set provides an introduction to the planning and implementation of electrical installations. The following circuits can be built for a variety of scenarios:
– Switch-off circuit
– Crossover circuit
– Series circuit
– Power surge circuit
– Staircase lighting timer circuits
– Various two-way circuits

All with and without junction box and plug socket circuits.

Training content
– Planning and normative principles
– Circuit diagrams and circuit symbols
– Basic circuits
– Teaching through practical project tasks

Advantages
– Complete function range
– Easy, fast and reliable setup
– Work book with theoretical part and project tasks

Features
– Front panel with multicolored, scratch-resistant front print
– Graphics with division into didactic function blocks
– Rear hood for use in A4 frame or as upright table unit
– All connections are equipped with 4 mm or 2 mm safety sockets
– PE conductor system which is unmistakable with 4 mm safety cables, adapters are removable

Complete Equipment Set TP 1121	**8105156**

The most important components at a glance:

1	1x	Basic Circuits in Installation Engineering I EduTrainer	8085468
2	1x	Basic Circuits in Installation Engineering II EduTrainer	8085560

Necessary accessories, also order:

4 mm Safety Laboratory Cables (page 29)
Safety Jumper Plugs (page 30)

1



2



Basic Circuits in Installation Engineering I EduTrainer

Makes it possible to set up different basic circuits for electrical installation engineering.

Product features
- 2x Junction boxes with 7 multipole terminals
- 2x Lamps
- 2x Earth contact sockets
- 2x Toggle switch
- 1x Series switch
- 1x Crossover switch

Basic Circuits in Installation Engineering II EduTrainer
- Surge current and timer circuits (for stairwell lighting) with one or two actuation points and one or two lighting points
- Automatic stairwell lighting system with switch-off pre-warning
- The circuits can be set up with or without a junction box.

Product features
- 1x Junction box
- 2x Lamps
- 1x Pushbutton
- 1x Pushbutton, illuminated
- 1x Impulse relay
- 1x Automatic stairwell lighting system

Recommended Learning Material

Workbooks (→ page 162)



Campus license:

de	8074437
en	8113396
es	8113397

Course on Festo LX:

→ Basic Principles of Electrical Installations

KNX Building Automation Training Kit New



KNK Suitcase	**8224190**

The most important components at a glance:
- KNX power supply
- KNX USB interface
- KNX IPsecure Router
- Switch actuator
- Binary input
- Blinds actuator
- Universal dimmer actuator
- Heating actuator
- Weather station
- Push button interface
- Tactile sensor
- Room controller with integrated temperature sensor

KNX, smart home and network: three learning topics in one system

The KNX Suitcase is a well-designed tool for training future KNX specialists.

The included KNX devices cover the content of the official EIB (European Installation Bus) courses while also supporting additional applications. All components come pre-wired to ensure safe and efficient training in schools and training centers.

With the integrated KNX IP Secure Router, multiple suitcases can be connected to simulate complex building scenarios.

Thanks to the open architecture, additional KNX devices from other manufacturers can be integrated into the system using the supplied adapter cable.

Learning goals
- Learn how to program and configure KNX/EIB
- Get to know the basics of network technology
- Learn the basics of automation with Smart Home
- Conduct handover meeting

Benefits
- Compact and mobile device, all components in view
- Component selection is based on the KNX certificate courses
- Versatile control
- Can be extended regardless of manufacturer

Smart Home New

TP 1135



Complete Equipment Set TP 1135 **8195654**

The most important components at a glance:
- Smart Home Control Unit
- Power Supply Raspberry Pi
- HDMI Cable (HDMI to Micro HDMI)
- Micro SD Card
- WLAN Schuko Socket
- EnOcean Button
- EnOcean Gateway
- USB Card Reader
- Access Point
- Systainer T-Loc Size 1

Building technology, smart and networked

The training package teaches how to connect intelligent devices to optimize energy efficiency and comfort in buildings across all technologies. It covers everything you need to know about Smart Home systems.

The program begins with an analysis of the building and the desired processes. From there, the necessary devices are selected, the processes are programmed, and the user interface is designed.

Data from various sources is collected and processed, and the open architecture allows for the integration of existing and future topics and concepts into your laboratory.

Learning goals
- Understand the basic structure of smart home systems
- Design data acquisition, transmission and processing with smart home components
- Select and integrate suitable smart home components
- Install a smart home system and linking different technologies
- Perform data backup and restore

Benefits
- Practical
- Open platform into which existing and future technologies can be integrated in the laboratory
- Supplied in a practical Systainer with organiser to protect the components

Recommended Learning Material

Workbook (→ page 162)



Campus license:

de	8224944
en	8224945

Course on Festo LX:
→ Smart Home

Complementary KNX Applications



KNX EduTrainer Heating Actuator

The heating actuator controls the heating water circuits in heating systems. The interior of the valve is visible, and an integrated gauge shows the stroke of the plunger. The valve is supplied entirely via the KNX bus. Two binary inputs are available as presence and/or window contacts and can be controlled via switches or external signals. The plate also contains the KNX system distributor for 230 V.

The locations of all connections are standardised and are routed to safety sockets or system plugs.

Technical data
- Input voltage: 1 x 230 V AC
- Output voltage: 1 x 230 V AC
- Electric motor functional principle, automatic limit stop connection, controller stroke 6 mm, run-time < 20 s/mm, control force > 120 N
- Display of valve stroke via LEDs
- Gauge triggering: 0.01 mm
- Front panel: 266 mm x 297 mm
- Console housing with rubber feet for use in an A4 frame or on a table
- Connection via 4 mm safety plugs
- Connections for KNX bus via KNX bus plug connectors

Order no. **574175**

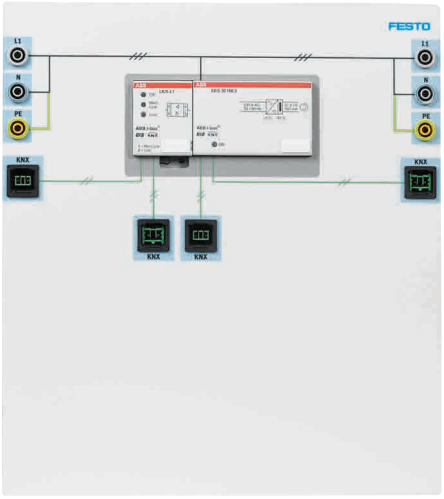

KNX EduTrainer Line Coupler

The line coupler connects the main and secondary line in a KNX systems. This also permits targeted filtering of signals. The main line is also equipped with a power supply. The plate also contains the KNX system distributor for 230 V.

The locations of all connections are standardised and are routed to safety sockets or system plugs.

Technical data
- Input voltage: 1 x 230 V AC
- Output voltage: 1 x 230 V AC
- Power supply EIB: 30 V DC, 160 mA
- Front panel: 266 mm x 297 mm
- Console housing with rubber feet for use in an A4 frame or on a table
- Connection via 4 mm safety plugs
- Connections for KNX bus via KNX bus plug connectors

Order no. **574176**



KNX Weather Station EduTrainer

The KNX Weather Station EduTrainer is an extension of the KNX learning system designed for capturing and processing four independent analog input signals from standard weather sensors measuring brightness, wind, temperature, and rain. Users can choose between real sensor signals, when connected to actual sensors, or simulated signals, with values adjustable via potentiometers. Programming and commissioning are carried out easily using the ETS software.

Features
- Integration of existing external sensors possible
- Covers all key building sensors with support for 0...10 V, 4...20 mA, PT100, and digital sensors
- Robust tabletop housing with rubber feet, also suitable for use in an A4 mounting frame

Technical data
- Input voltage: 115 V...230 V AC, 50/60 Hz
- Includes ABB WS/S4.1.1.2 KNX weather station module
- KNX bus connection
- Simulators for 0...10 V (brightness), 4...20 mA (wind), PT100 (temperature), and digital signals (rain)

Technical requirements
- Can only be used as an extension of an existing KNX installation
- Current ETS license required

Order no.	**8089827**

High-Power LEDs

TP 1144



The most modern and energy efficient way of lighting

Enables two different high-power LEDs to be connected in a circuit.

The high-power LED equipment set provides an introduction to high-power LEDs. It is possible to connect the lamps with LED driver for operation in photometric and energy investigations.

An 8-piece cable set for 2 mm connections and measurements is included with the equipment set.

Training content
- Method of operation of LEDs
- Industrial energy efficiency of LEDs
- Dimming LEDs
- Light and light temperature
- Taught using practical project exercises

Advantages
- Complete function range
- Easy, fast and reliable setup
- Work book with theoretical part and project tasks

Complete Equipment Set TP 1144	**8106866**

The most important components at a glance:

1	1x High-Power LED EduTrainer	8064069

Necessary accessories, also order:

4 mm Safety Laboratory Cables (page 29)	
Safety Jumper Plugs (page 30)	
Light Meter	8064082
Color Card Set	8087222

1

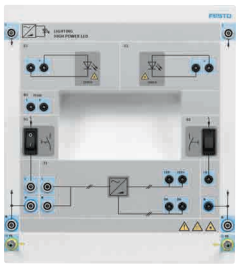

Product features
- 1x High-power LED warm white
- 1x High-power LED cold white
- 1x LED driver with DALI
- 1x Switches
- 1x Pushbutton

Features
- Front panel with multicolored, scratch-resistant front print
- Graphics with division into didactic function blocks
- Rear hood for use in A4 frame or as upright table unit
- All connections are equipped with 4 mm or 2 mm safety sockets
- Removable adapter for PE conductor plug-in system which cannot be swapped over



Color Card Set
The color cards allow subjective assessment of color rendering and legibility under different light sources.
- Set of 12
- Delivery in the storage system
- Easy to use
- For the subjective evaluation of light sources of different types



Light Meter
The device is used to record technical light quantities during experiments on lighting technology.
- Compact handheld measuring device
- Easy to use
- Various measurements of photometric parameters

Recommended Learning Material

Workbooks (→ page 162)



Campus license:

en	8111399
de	8074440
es	8111400

Course on Festo LX:
→ High-Power LEDs

DALI Lighting Control New

TP 1145



Intelligent and flexible digital control of lighting systems in commercial or industrial environments

With the DALI lighting control training package, topics such as lighting control with DALI, light scenes and color mixing can be taught in a compact and clear way.

The clearly arranged and compactly designed room lighting modules DALI Master, DALI Room Scene and DALI RGBW can be used to create light scenes as well as emergency lighting scenarios.

The system presents additive color mixing in an understandable way. The mixing ratio can be displayed directly thanks to the additional individual color LEDs. An integrated presence and light sensor expands the training content to include topics such as control through presence checks and light readjustment.

Training content
- Understand and implement the DALI bus system
- Design light scenes
- Set up scene controls
- Control light scenes with presence and motion sensor
- RGBW color control

Advantages
- Can be used in an A4 frame or as a desktop device
- Front plate prepared as a learning aid
- Many different light scenes in white or color
- Presence and motion sensor included

Complete Equipment Set TP 1145	**8204768**

The most important components at a glance:

1	1x DALI Master	8192081
2	1x DALI Room Scene	8191319
3	1x DALI RGBW	8192583

Necessary accessories, also order:

4 mm Safety Laboratory Cables (page 29)		
Safety Jumper Plugs (page 30)		
4	KNX/DALI Gateway	8194015

1



2

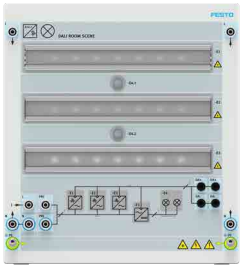

3

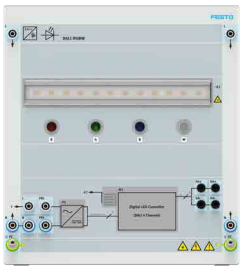

4

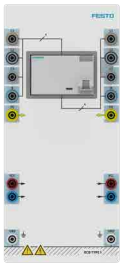

DALI Master
The A4 module DALI Master controls the entire DALI lighting system. It controls the DALI light scenes. The integrated fixed power supply supplies the DALI bus with power. The integrated presence and light sensor offers additional training content.

DALI Room Scene
The A4 DALI Room Scene module enables the implementation of different lighting scenarios in rooms with three LED light strips and emergency lighting with two LED light points. The LED light strips are controlled via three DALI LED drivers. The emergency lighting is operated with another DALI LED driver. The A4 module can be connected to a DALI bus via the DALI bus connector sockets. Control is via an external DALI master.

DALI RGBW
The A4 DALI RGBW module enables the lighting color to be adjusted to the lighting task using additive color mixing. Control is conducted via the DALI bus. An RGBW LED light strip is installed in the A4 module, which can reproduce the four colors R (red), G (green), B (blue) and W (white) individually or in combination. A 4-channel DALI LED controller is installed as the control unit, and is used to control the RGBW LED light strip as a multifunctional control unit. The device can be connected to a DALI bus via the DALI bus connector sockets. Control is via an external DALI master.

KNX/DALI Gateway
The A4 module KNX/DALI Gateway connects DALI lighting systems with KNX building automation. It can control up to 64 DALI or DALI-2 devices, and support up to 16 lighting groups and 16 scenes. The power supply for the DALI bus is already integrated.

Recommended Learning Material

Workbook (→ page 162)



Campus license:

de	8224951
en	8224952

Course on Festo LX:
→ DALI

Building HVAC Controls

Building Management Systems in the Digital Age



Optional components illustrated

Building management systems in the digital age

Modern HVAC systems contain a wide range of technologies and complex control systems. In order to ensure smooth and efficient operation, installation and maintenance engineers must possess an in-depth understanding of how these systems work. Our learning system provides the perfect foundations for teaching this knowledge and providing practical training using real-life components.

Practical training

The Building management systems learning system is the ideal medium for teaching the basics of modern control systems to the level required for training in the field of HVAC. The system possesses industry-standard components provided by Johnson Controls, a world-renowned manufacturer.

Web-based supervisory controller

A built-in web server that acts as an HMI interface can be used to access all the system data in real time via LAN or WLAN. The graphic overview enables the students to keep an eye on the ventilation system and ventilation shafts at all times. Other special functions include time sequence control, forecast displays and alarm management.

Simulated signals, real control

The HVAC system plan module models a typical air conditioning system with simplified building ventilation shafts. This provides the foundation for the learning system. This module can be used to easily simulate change in temperature, pressure and carbon dioxide concentration. It also contains simulated flaps, cooling and heating equipment, fans and humidifiers.

The module's sensor and actuator simulations are connected to a real field controller. This gives the students practical experience of how an HVAC control system responds to changes in conditions. The field controller's control algorithm has been optimized to speed up the processes modeled in the system.

Topic coverage

- Structure of an HVAC system for a commercial building
- Components of the Direct Digital Control building automation system DDC-GA
- Introduction to network architecture (BACnet MS/TP)
- Field controllers
- Supervisory controller and HMI
- Temperature and humidity control of constant air volume systems (CAV)
- Pressure-dependent and pressure-independent variable air volume systems (VAV)

Building HVAC Control Learning System (230 V, 50 Hz)	**594538**

The most important components at a glance:

1	Building HVAC Layout	594518
2	Supervisory Controller	594519
3	2x Programmable Controller	8216205
4	Temperature Network Sensor	594517
5	Control Transformer	594515
	Programmable Controller Software	588274

Additional equipment required, also order:

Connection Leads for HVAC Controls	594520
Power Source	594513
Multimeter*	588288

* Or equivalent

Building HVAC Control Learning System (120 V, 60 Hz)	**594537**

The most important components at a glance:

1	Building HVAC Layout	594518
2	Supervisory Controller	594519
3	2x Programmable Controller	8216205
4	Temperature Network Sensor	594517
5	Control Transformer	594514
	Programmable Controller Software	588274
	Multimeter	588288
	Power Source	594512
	Connection Leads for HVAC Controls	594520

Necessary accessories* for both learning systems, also order:

1x	Table	587645
1x	Tabletop Workstation (DIN A4)	8153360
1x	Tabletop Double-Sided Workstation (DIN A4)	8158409

Also required: PC running Windows 10 Pro or more recent

1

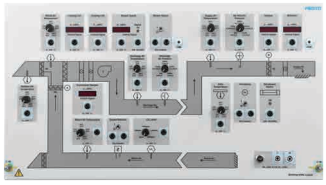

2



3



4



5



Recommended Learning Material

Workbooks (→ page 162)



Campus license:

de	793120
en	793119
es	793122

Course on Festo LX

→ Building HVAC - Direct Digital Control

Electric Vehicle AC Charging Stations New

→ Video



Type 1 (Level 2)



Type 2 (Mode 3)

[x] Workstations not included

Master the key skills required to keep AC charging stations operational.

The learning system is designed to train future EVSE technicians and electricians. It helps them develop skills in commissioning, troubleshooting, and maintaining charging stations through hands-on practice using industry-standard procedures and tools.

The hardware supports the "Electric Vehicle AC Charging Stations" course, with activities and learning objectives inspired by leading industry certifications from SAE International and EVITP.

The Electric Vehicle AC Charging Station features four modules, each representing essential components and systems found in typical Electric Vehicle Supply Equipment (EVSE). Learners interconnect, commission, and test components to ensure a thorough understanding of the system formed by the EV and the charging station.

The hardware meets key industry standards (SAE J1772 for Type 1 and IEC 61851-1 for Type 2) and OCPP 1.6J. The controller is compatible with the ISO 15118 standard. This opens the possibility for future integration of advanced features such as Vehicle-to-Grid, Smart Charging, and Plug and Charge.

Fault switches and multiple test points allow learners to experience various troubleshooting scenarios. The modules can be used on a tabletop or installed into a workstation equipped with standard DIN A4 rails. Several charging stations can be connected to emulate a charging network, allowing the study of load management strategies.

Benefits

- Realistic, industry-aligned training builds essential skills with a focus on problem solving.
- Ready-to-use course materials expedite lesson planning and facilitate topic integration into training programs.
- Intuitive hardware design and well-structured multimedia resources engage learners effectively.
- Modern, scalable laboratory equipment allows for flexible and advanced learning scenarios.
- Emphasis on EV-EVSE interactions fosters a solid understanding of the dynamics of EV charging systems.

Learning goals

- Identify key components of residential and commercial AC charging stations and understand their interactions.
- Follow a commissioning procedure and acquire systematic troubleshooting techniques to address common issues.
- Use specialized instruments to measure, observe communication signals, and test installations.
- Explore load management strategies when several charging stations are on the same electrical supply.
- Understand the scope and applications of ISO 15118 and the role of the Open Charge Point Protocol (OCPP).

Electric Vehicle AC Charging Station, Type 1	**8225433**

Designed for countries with Level 2 AC charging stations compatible with standard SAE J1772, mainly North America and Japan. Note that this learning system features an SAE J1772 connector, but the course's theory and experiments apply to both J1772 and NACS/ Tesla (SAE J3400) Level 2 charging.

The most important components at a glance:

1 Electric Vehicle Supply Equipment, Type 1	8218281
2 EVSE Metering and Authentication, Type 1	8218285
3 Electric Vehicle, Type 1	8218288
4 Split-Phase Power Supply	8234496
5 EVSE Tester, Type 1	8225208
Oscilloscope and Probes, Type 1	8225428

Necessary accessories for Type 1, also order:

Extech EX510 Digital Multimeter	579782

Electric Vehicle AC Charging Station, Type 2	**8225432**

Designed for countries with Mode 3 AC charging stations compatible with standard IEC 61851, mainly Europe, several countries in Asia, South Africa and Australia.

The most important components at a glance:

6 Electric Vehicle Supply Equipment, Type 2	8218283
7 EVSE Metering and Authentication, Type 2	8218286
8 Electric Vehicle, Type 2	8218289

Necessary accessories for Type 2, also order:

9 Module 3AC Power Supply and Safety Unit (or equivalent)	594826
10 EVSE Tester, Type 2	8160048
Oscilloscope and Probes, Type 2	8225429
Extech EX510 Digital Multimeter	579782
Safety Laboratory Cables (2 mm and 4 mm)	On request
Protective Conductor Connecting Cable with Special Socket	On request

Optional accessories for both types:

Table	587645
Tabletop Workstation (DIN A4)	8153360
Tabletop Double-Sided Workstation (DIN A4)	8158409

Note: The modules can also be used as tabletop devices.

1



2



3



4



5



6



7



8



9



10



Recommended Learning Material

Workbook



Campus licenses:

Type 1, en	8236774
Type 1, de	On request
Type 2, en	On request
Type 2, de	On request

Note: Printed workbooks available upon request.

Course on Festo LX

→ Electric Vehicle AC Charging Stations

Solar Thermal Learning System





Electrical Panel (120 V and 230 V)



Back of the system

Expertise in building systems that convert solar power into heat

This didactic solar hot-water heating system teaches students the basic principles of thermal energy, and how it can be collected, stored, and supplied.

This learning system enables students to set up various realistic heating systems, such as radiant floor heaters, passive and active solar water heaters, space heaters, and hot water heat exchangers. They learn how to install the system components, operate the system, and measure different parameters, such as pressure, temperature, and flow rate.

The use of a small-scale hot water supply, a radiator, and a hydronic floor heating system, teaches students how solar radiant energy can be harnessed from the sun and converted to solar thermal energy in order to increase air, water, and surface temperatures in residential, commercial, and industrial buildings. It can be configured to exchange and store thermal energy. The system permits experimenting with open- and closed-loop heating systems. The main (primary) loop collects thermal energy while the secondary loop distributes and applies heat to a gas, liquid, or solid in order to dissipate the thermal energy.

Topic coverage
- Thermal Energy Fundamentals
- Trainer Familiarization and Safety
- Site Analysis
- System Sizing
- Solar Heating and Cooling Systems
- Collecting Thermal Energy
- Storing/Exchanging Thermal Energy
- Supplying/Controlling Thermal Energy
- Familiarization and Safety
- Closed-Loop Surface and Air Heating, Drain-Back Systems, and Combination Systems

Advantages
- Includes everything required to operate as a stand-alone, hands-on learning system
- Made with high-quality components currently used in residential, commercial, and industrial applications
- Easy and safe to use, durable, and manufactured to the highest quality standards
- A fixed-plate electrical panel allows all electrical devices to be securely fixed to the workstation side with a power
- Two control strategies: manual or digital thermostats
- Comprehensive curriculum consisting of fully illustrated student manuals and instructor guides

Solar Thermal Learning System, 120 V, 60 Hz	**8046647**
Solar Thermal Learning System, 230 V, 50 Hz	**8046646**

Main components, at a glance:
1x Solar Thermal Workstation with Electrical Panel
2x Analog Thermometer
2x Pressure Relief Valves
1x Plate Heat Exchanger
1x Check Valve Assembly with Two Drain Valves
2x Circulator Pump
1x Temperature Sensor
2x Expansion Tanks
1x Automatic Air Vent
1x Radiant Floor
2x Fill Bowl
1x Hoses and Accessories
1x Halogen Work Light
1x Multimeter
2x Hand-Operated Two-Way Valves
1x Radiator
2x Rotameter

Necessary accessories, also order:

IEC power cable (Page 28)	

Other accessories:

Evacuated Tube Solar Collector	8046648

Evacuated Tube Solar Collector
The Evacuated Tube Solar Collector is an add-on for the Solar Thermal Learning System that permits the heating of water through the tubes and the observation of the effects on the water temperatures. Its function is to replace the standard flat panel solar collector of the Solar Thermal Learning System.



Recommended Learning Material

Workbooks (→ page 162)



Campus license:

en (Imperial units)	8060788
en (SI units)	8060789
fr	8060790
es	8060791
de	8060792

Note: The campus license includes the student and instructor PDF versions of the following workbooks: “Introduction to Solar Thermal Energy”, “Solar Thermal Energy Systems”, and “Multi-Loop Systems”. Printed workbooks available upon request.

Courses on Festo LX
- → Introduction to Solar Thermal Energy
- → Solar Thermal Energy Systems
- → Multi-Loop Systems

Complementary Areas of Expertise





Industrial Trades
Mechanical Drives Learning System 124
Industrial Pumps Learning System 130

Factory Automation
Smart Sensors 132
Networks and IT Security 220
SkillsConveyor 136
Learning Factories 138

PLC Programming
EduTrainer 140

Process Automation 142

Pneumatics and Hydraulics 144

Wind Power
Wind Turbine Nacelle Learning System 146
Pitch Hub Learning Systems 148

Mechanical Drives Learning System

All the Basics of Industrial Mechanics



Shown with optional components

Machinery maintenance
Skilled industrial mechanics are in demand worldwide. We rely on them to install, maintain, repair, and replace a vast array of mechanical equipment.

Manual skills involving a variety of machine elements are most valued. With this in mind, we have designed a training system that exposes learners to the hardware, tools, and methods used by industrial mechanics to keep plants running.

Versatile workstation
A workstation equipped with movable T-slotted extrusions is included and is the foundation of the system. Learners use it to assemble a variety of mechanical drive set-ups. They test them with the included variable frequency drive and prony brake to control the motor speed and load, creating various usage scenarios.





Safety you can rely on
Safety is maintained with a detection circuit that cuts power when the polycarbonate cover of the workstation is opened. Learners are asked to perform a lockout/tagout procedure on the main switch to prevent accidental activation of the motor while they are working. The cover can also be locked when closed to further improve safety during operation and allow instructors to control access to the components.

Complete coverage
Instructors can rely on a turnkey learning solution that includes suggested experiments to teach the fundamentals every industrial mechanic must master. Most topics are combined in packages called "Levels" and cover:
– Belt, chain and gear drives
– Couplings and shaft alignment methods
– Bearings and seals
– Linear slides
– Gearboxes and clutch-brake units
– Vibration metering

Mechanical Drives, Workstation Package

Familiarization and Introduction

Workstation Package
230 V, 50/60 Hz

	de	en	es	fr
	594831	**594776**	**594833**	**594832**
The most important components at a glance:				
1 Workstation	593739	593737	593741	593740
2 Couplings and shafts panel	593745	593742	593744	593743
3 Pillow block bearings panel	593749	593746	593748	593747
Workstation accessories	593750	593750	593750	593750
Optional components:				
5 Wall-mounted support for 5 panels	594985	594985	594985	594985
4 Work bench	593855	593855	593855	593855

Workstation Package
120 V, 50/60 Hz

	594775	**594830**	**594829**
The most important components at a glance:			
1 Workstation	593733	593735	593734
2 Couplings and shafts panel	593742	593744	593743
3 Pillow block bearings panel	593746	593748	593747
Workstation accessories	593750	593750	593750
Optional components:			
Wall-mounted support for 5 panels	594985	594985	594985
4 Work bench	593855	593855	593855

Foundation of the system
The workstation package includes, besides the workstation itself, elements common to most experiments of the mechanical drives training system. Shafts, basic couplings, pillow block bearings, most required fasteners, basic tools, and measuring apparatus are part of this package. A three-phase motor and an adjustable-height motor mounting base are also included.

Topics
The job sheets offer exercises involving components commonly found in mechanical drives. Topics include:
– Introduction to mechanical drives
– Familiarization with the workstation
– Safety
– Pillow blocks bearings and shafts
– Motor, variable frequency drive, and tachometer
– Shaft alignment and couplings
– Torque, power, and efficiency

1






2


3


4


Recommended Learning Material

Workbooks



Campus license:

de	793116
en	793115
es	793118
fr	793117

Notes: Campus licenses include the student and the instructor PDF versions of the workbooks of the Workstation Package and Level 1: “Introduction to Mechanical Drives”, “Belt Drives I”, “Chain Drives I”, “Gear Drives I”, and the “Mechanical Drive Training System User Guide”.

Course on Festo LX
→ Introduction to Mechanical Drive Systems



Mechanical Drives, Level 1

Belt, Chain, and Gear Drives 1

Mechanical Drives Training System – Level 1

	de	en	es	fr
	594834	**594777**	**594836**	**594835**

Note: Level 1 requires the Workstation Package.

The most important components at a glance:

1 Belt drives 1	593762	593759	593761	593760
2 Chain drives 1	593766	593763	593765	593764
3 Gear drives 1	593770	593767	593769	593768

Properly aligned pulleys, sprockets, and gears as well as adjustment of belt tension, chain slack and gear backlash are essential to minimize vibration, maximize power transmission, and meet the expected service-life of mechanical drives. Industrial mechanics must be trained to master the fundamental skills related to the identification, installation, and maintenance of belt, chain, and gear drives.

The Level 1 includes all the hardware and tools to teach these skills. Pulleys, sprockets and gears are stored on a panel for quick identification and inventory control.

Topics

Belt Drives 1:
– Introduction to belt drives
– Installation of belt drives
– Adjustment of belt tension
– Speed and torque ratios

Chain Drives 1:
– Introduction to chain drives
– Installation of chain drives
– Adjustment of chain slack
– Speed and torque ratios

Gear Drives 1:
– Introduction to gear drives
– Spur gear installation
– Gear alignment
– Backlash adjustment
– Speed, torque, and gear ratios
– Gear trains

1



2



3



Recommended Learning Material

Workbooks



Campus license:

de	793116
en	793115
es	793118
fr	793117

Notes: Campus licenses include the student and the instructor PDF versions of the workbooks of the Workstation Package and Level 1: “Introduction to Mechanical Drives”, “Belt Drives 1”, “Chain Drives 1”, “Gear Drives 1”, and the “Mechanical Drive Training System User Guide”.

Courses on Festo LX

→ Chain Drives 1



→ Belt Drives 1
→ Gear Drives 1

Mechanical Drives, Level 2

Belt, Chain, and Gear Drives 2

Mechanical Drives Training System – Level 2

	de	en	es	fr
	594837	**594778**	**594839**	**594838**

Note: Level 2 requires Level 1.

The most important components at a glance:

1 Belt drives 2	593781	593778	593780	593779
2 Chain drives 2	593785	593782	593784	593783
3 Gear drives 2	593789	593786	593788	593787
Level 2 accessories	593790	593790	593790	593790

Building on the knowledge acquired in Level 1, Level 2 provides learners with more learning possibilities in installation procedures of hardware commonly used in a variety of belt drives, chain drives, and gear drives. There are several types of belts, pulleys, chain, sprockets, and gears suited for specific applications; industrial maintenance learners need to be able to identify and install them according to specifications. A selection of the most common components is included in Level 2.

Level 2 also includes new hardware and tools to teach these skills. Pulleys, sprockets, and gears are conveniently stored on panels.

Topics

Belt Drives 2:
– Wedge and notched wedge V-belts
– Idler pulleys
– Variable-speed belt drives
– Multiple-speed belt drives
– Multiple-belt drives
– Synchronous belt drives
– High torque synchronous belt drives

Chain Drives 2:
– Multiple-strand chain drives
– Idler sprockets

Gear Drives 2:
– Helical gears
– Worms and worm gears
– Miter gears
– Gearboxes

1



2



3



Recommended Learning Material

Workbooks



Campus licenses:

de	595111
en	595110
es	595113
fr	595112

Notes: Campus licenses include the student and the instructor PDF versions of the workbooks “Belt Drives 2”, “Chain Drives 2”, and “Gear Drives 2”.

Courses on Festo LX

→ Gear Drives 2



→ Belt Drives 2
→ Chain Drives 2

Mechanical Drives, Level 3

Shaft Alignment, Couplings, Bearing, Seals

Mechanical Drives Training System – Level 3

	de	en	es	fr
230 V, 50/60 H	**594840**	**594779**	**594842**	**594841**
120 V, 50/60 Hz		**594780**	**594844**	**594843**

Note: Level 3 requires the Workstation Package.

The most important components at a glance:

1 Shaft alignment and couplings	593800	593797	593799	593798
2 Bearings and seals	593804	593801	593803	593802
Level 3 accessories, 230 V	595670	595670	595670	595670
Level 3 accessories, 120 V		593809	593809	593809
Spare parts for bearings and seals	593805	593805	593805	593805

Optional component:

3 Laser alignment of shafts*	593819	593816	593818	593817

* Add-on to Shaft alignment and Couplings

A fundamental aspect of mechanical drives is the axial transmission of torque from a driving machine to a driven machine. This is achieved by joining the shafts of each machine through a device called the coupling. A key requirement of any coupling is the alignment of the shafts.

The topic “Shaft alignment and couplings” introduces those aspects and presents couplings and shaft alignment methods suitable for various operating conditions. An optional Laser alignment of shafts add-on is available.

The topic “Bearings and seals” deals with the inner components of a machine. Using real applications such as a gearbox, a pump and a wheel hub, learners learn industry-proven methods for installing and removing bearings and seals in housings and on shafts. Essential concepts of bearings lubrication are also covered.

Topics

Shaft Alignment and Couplings:
– Shaft alignment: straight-edge and feeler gauge method, rim and face method, reverse dial indicator method, laser method (optional)
– Flange couplings
– Flexible sleeve couplings
– Chain/gear/grid couplings
– Universal joints

Bearings and Seals:
– Removal/installation of gaskets, and seals
– Use of an arbor press and a hammer for installation/removal of bearings
– Use of a splitter/puller
– Installation of a bearing by heating the inner raceway
– Removal/installation of shaft lock nuts, lock washers, and snap rings
– Introduction to cleaning and lubrication of bearings

1



2



3



Recommended Learning Material

Workbooks



Campus licenses:

de	596178
en	596177
es	596180
fr	596179

Notes: Campus licenses include the student and the instructor PDF versions of the workbooks “Shaft Alignment and Couplings”, “Bearing and Seals”, “Vibration Metering”, and “Vibration Analysis”

Courses on Festo LX

→ Bearing and Seals



→ Shaft Alignment and Couplings
→ Vibration Metering
→ Vibration Analysis

Mechanical Drives, Level 4

Clutches, Brakes, Ball Screws, Linear Bearings

Mechanical Drives Training System – Level 4

	de	en	es	fr
	594845	**594781**	**594847**	**594846**

Note: Level 4 requires the Workstation Package.

The most important components at a glance:

1 Clutches and brakes	593823	593820	593822	593821
Electromagnetic clutch-brake unit*	593834	593834	593834	593834
2 Ball screws and linear bearings	593789	593786	593788	593787

* Shown with item 1

Several industrial applications, such as some conveyors, may require a load to be engaged/disengaged or braked while the motor keeps running. Other applications require the torque to be limited to protect mechanical equipment from overload caused by shock loads or machine jamming. The topic “Clutches and brakes” introduces those aspects and presents clutches for various operating conditions along with their proper installation procedure.

In modern industry, ball screws and linear bearings are commonly used to transform rotational movement into linear movement, and vice versa. Typical applications include many types of machine tools, such as CNC mills and CNC drills. The topic “Ball screws and linear bearings” introduces the main components and proper assembly steps of a linear slide. Essential concepts of maintenance and lubrication of linear bearings, ball screws, and ball nuts are also covered.

Topics

Clutches and Brakes:
– Freewheel clutches
– Torque limiters
– Electromagnetic clutches and brakes

Ball Screws and Linear Bearings:
– Linear bearings
– Ball nuts and ball screws
– Backlash
– Pitch, lead, start, and speed

1



2



Recommended Learning Material

Workbooks



Campus licenses:

de	596182
en	596181
es	596184
fr	596183

Notes: Campus licenses include the student and the instructor PDF versions of the workbooks “Clutches and Brakes” and “Ball Screws and Linear Bearings”.

Courses on Festo LX

→ Clutches and Brakes



→ Ball Screws and Linear Bearings

Industrial Pumps

The Flexibility Needed to Master Pumping Circuits

→ Video



Multiple-pump system illustrated

Project-based approach
Pumps move fluids through a wide variety of industrial applications and systems. Proper selection, installation, commissioning, operation, maintenance, troubleshooting, and repair skills are necessary to ensure efficiency and safety.

Hands-on courses allow maintenance and process technicians, as well as industrial mechanics, to develop this expertise.

Pedagogical objectives are aligned to professional requirements. Emphasis is placed on critical topics such as troubleshooting and efficiency. The project-based approach enables learners to apply their skills in a real-world setting.

Versatile workspace
Practical experimentation is conducted on the ergonomic and rugged pumping circuit bench. It is designed to withstand the rigors of the workshop environment while providing a comfortable workspace for building circuits.

The bench is designed following the 5S principles to promote a tidy and organized workplace. Water conveniently circulates in a closed loop and naturally drains back to the tank through a drainage system.

Main Features of the bench
- Lockable drawers featuring outline of components for storage and inventory
- IP54 control panel to prevent electrical hazards and breakdowns
- Tank and perforated work surface can be easily removed for cleaning
- Stainless steel used in key areas to prevent corrosion
- Electrical and control components housed inside the bench
- Compact and mounted on casters

Quick circuit assembly
To optimize lab sessions, several features facilitate circuit assembly and disassembly:
- Large, perforated work surface for various circuit layouts
- Single rotating knob for quick installation of components
- Flexible hoses for enhanced durability
- Quick-connect cam lever couplings and push-in fittings for easy pipe and tubing connections

Teachers can insert faults to put learners' troubleshooting skills to the test.

The Industrial Pumps learning solution is composed of four systems:

Single-Pump Systems, 120 V, 60 Hz **or**	**8180033**
Single-Pump Systems, 220-240 V, 50/60 Hz	**8180034**
Pump Performance*	**8180035**
Multiple-Pump Systems** (see picture)	**8180036**
Positive-Displacement Pump Systems**	**8180037**

* Requires “Single-Pump Systems”

** Requires “Pump Performance”

Main components for Single-Pump Systems:

Pumping circuit bench, 120 V, 60 Hz **or**	8180039
Pumping circuit bench, 220-240 V, 50/60 Hz	8180040
and	
Motor and pump assembly (single-pump)	8180041
Ball valve assembly	8180043
Globe valve assembly	8180044
Manometer assembly	8180045
Rotameter assembly	8180046
Single-pump systems accessories	8180047

Main components for Pump Performance:

Magnetic-inductive flowmeter assembly	8180048
Digital pressure gauge assembly	8180049
Pump performance accessories	8180050

Optional pumps for Pump Performance:

Flexible impeller pump	8198312
Peristaltic pump	8198315
Magnetic-coupling centrifugal pump	8209796

Main components for Multiple-Pump Systems:

Motor and pump assembly (multiple-pump)	8180051
Check valve assembly	8180053
Multiple-pump systems accessories	8180054

Main components for Positive-Displacement Pump Systems:

Positive-displacement pump accessories	8180055
External gear pump	8180056

Optional pumps for Positive-Displacement Pump Systems:

Progressive cavity pump	8198313
Pneumatic diaphragm pump	8198314
Multistage centrifugal pump	8209794
Vane pump	8209795

Learning objectives

Single-Pump Systems

– Learn the fundamentals of pump operation and their main parts.
– Inspect a pumping circuit, identify its main components, and safely start it.
– Understand fluid dynamics concepts that regulate the behavior of liquids inside a pump.
– Perform preventive maintenance and part replacement procedures.
– Detect symptoms of common pumping circuit failures and take corrective actions.

Pump Performance

– Trace, read and compare pump curves at various speeds.
– Evaluate the efficiency of a pump after changing its impeller.
– Compare major pump output control methods.
– Describe what causes cavitation and air ingestion and observe their effects.

Multiple-Pump Systems

– Measure pressure losses and understand their causes and consequences.
– Install pumps in parallel or in series, and compare their pressure and flow characteristics to a single-pump setup.
– Choose a pump for a specific application.
– Present solutions for a tank replacement and identify the consequences on an existing pumping circuit.

Positive-Displacement Pumps

– Explain the basic operating principles of an external gear pump and its main parts.
– Set up a circuit and start it.
– Draw the pumps curve under various conditions.
– Perform inspection, lubrication, and maintenance tasks.
– Disassemble and re-assemble an external gear pump.

Recommended Learning Material

Workbooks



Campus licenses:

Single-Pump Systems	8195948
Pump Performance	8195827
Multiple-Pump Systems	8195946
Positive-Displ. Pumps	8193210

Notes: Campus licenses are currently offered in English only, but other languages will be added as they become available. Campus licenses include the student and the instructor PDF versions of the workbook.

Courses on Festo LX

→ Single-Pump Systems



→ Pump Performance
→ Multiple-Pump Systems
→ External Gear Pumps
→ Flexible impeller pump
→ Progressive cavity pump
→ Pneumatic diaphragm pump
→ Peristaltic pump
→ Multistage centrifugal pump
→ Vane pump
→ Magnetic-coupling centrifugal pump

Smart Sensors TP 1312

Sensor Technology With IO-Link

→ Video



Understanding smart sensors
TP 1312 combines industrial components with project-oriented learning activities to efficiently build proficiency in smart sensor technology for Industry 4.0.

A complete learning concept
Comprehensive courseware guides students through detailed project-oriented learning activities. Starting with the basics of each sensor, students perform practical exercises in a simplified work environment, allowing them to focus on smart sensors.

Students can also connect these sensors to a PLC over PROFINET, EtherNet/IP or Modbus, just like in industry.

Industrial relevance
Smart sensors play a crucial role in the process automation. Several sensors from TP 1312, including flow, pressure, and temperature sensors, monitor process variables. Furthermore, the equipment and software of TP 1312 can be utilized to configure IO-Link devices specifically designed for Industrial Process Learning Systems.

Quick assembly
All components are based on the Quick-Fix mounting system, which allows for quick mounting and alignment of sensors and test objects without any tools. Components can be installed on a profile plate or on the optional Sensor Workstation.



Complete Equipment Set TP 1312	**8116358**

The most important components at a glance:

1	Diffuse photoelectric sensor with IO-Link	8110725
2	Inductive proximity sensor with IO-Link	8110726
3	Ultrasonic sensor with IO-Link	8110727
4	IO-Link master module with 4 ports	8110729
	Accessory kit for equipment set TP 1312	8112723

Necessary accessories, also order:

5	Sensor workstation*	8110723
6	Set of test objects	549830
	Slide unit	572740

* Please order the main cables separately. If the Sensor workstation is not ordered with the training package, be sure to have a profile plate to hold the sensors and a tabletop 24V DC power supply. A PLC is necessary for the last portion of the course. Several options are available. Please check with your sales representative for further details.

Recommended accessories:

IO-Link Bluetooth Interface	8132947
RFID sensor with IO-Link	8110728
Laser distance sensor with IO-Link	8115140
Temperature sensor with IO-Link	8115033
Code reader with Ethernet	8121748
Flow sensor with IO-Link	8115026
Pressure sensor with IO-Link	8115027
EduTrainer Universal with SIMATIC S7-1500	8065452
EduTrainer Universal with Allen-Bradley CompactLogix	8034582
EduTrainer Universal with Festo CECC-LK CODESYS V3.5	8043320
Equipment set TP 1311 – Sensors for object detection	8150804

Data monitoring
The software PACTware provides the interface to parameterize, adjust, and operate smart sensors. Monitoring real-time data prepares students to perform predictive maintenance and troubleshooting. An optional Smart IO-Link Interface seamlessly integrates mobile devices (iOS or Android) through Bluetooth for remote monitoring and operation.

Learning objectives
- Understanding the benefits of smart sensors in the context of Industry 4.0
- Selecting, parameterizing, monitoring, and adjusting sensors
- Setting up IO-Link communication
- Integrating sensors into different manufacturing communication layers
- Performing predictive maintenance
- Replacing sensors and uploading settings automatically
- Troubleshooting sensors

1


2


3


4


5


6


Recommended Learning Material

Workbooks



Campus license:

de	8148168
en	8122694
fr	8148172

Note: Campus licenses include the student and the instructor PDF versions of the workbooks “Fundamental Principles of Smart Sensors”, “Smart IO-Link Interface”, and “PLC Integration of Smart Sensors”.

Courses on Festo LX

→ Fundamental Principles of Smart Sensors



→ Smart IO-Link Interface (P&F SmartBridge)
→ PLC Integration of Smart Sensors
→ Smart IO-Link Interface

Networks and IT Security TP 1333







IT security plays an ever-increasing role in more and more professions. Mechatronic engineers, industrial electronic engineers and IT specialists need sound professional qualifications. Training package TP 1333 offers this over a range of subjects based on a wide range of training scenarios.

Equipment set TP 1333 contains components for the setup of example networks that serve to communicate all important fundamentals of IT security.

The equipment is configured for two workstations. The individual modules can be adapted to the spatial situation in the classroom or laboratory. The modules can be positioned flexibly to solve the exercises: on worktables or in an A4 mounting frame. The two EduTrainers with Siemens router and switch form the core of equipment set TP 1333.

The Festo NetLab Toolkit (NLTK) configuration software is available as part of the courseware and software package. It enables the configuration of network and safety functions. Examples of such functions include setting an IP address, clearing the ARP address memory, and importing and deleting NetLab hierarchy certificates. The NLTK requires one-off admin rights when launched, and makes the necessary functions available to the students. During the teaching unit, there is no further need to enter the administrator password.

Complete Equipment Set TP 1333	**8106066**

The most important components at a glance:
– 2x EduTrainers with integrated electricity supply, a S615 router and a XC208 switch
– 1x Ethernet cable set

Also required, please order:

Downloadable courseware and software package, de	8075235
Downloadable courseware and software package, en	8084440
Downloadable courseware and software package, es	8107694
Downloadable courseware and software package, fr	8106097

The courseware and software package includes:
– 1x Festo NetLab Toolkit configuration software
– 1x Configuration files for the exercises with S615 router and XC208 switch
– 1x Workbook, in printed form and on a USB data carrier

Also required: Two PLCs and two PCs

The workbook contains detailed practical exercises on applications that are becoming increasingly important in the industry. Theoretical foundations supplement the exercises perfectly. Pre-configured software setups and sample solutions optimize laboratory-based learning. Exercises 1 to 4 can be carried out separately at one workstation. Exercises 5 and 6 are carried out jointly at neighboring workstations. The workbook covers the following key cybersecurity topics in everyday industrial situations:
– switching and monitoring
– address allocation in production networks
– routing and firewall functions
– VLAN-separated manufacturing networks
– Network Address Translation (NAT)
– Virtual Private Networks (VPN)

To complete the exercises in their entirety, two PLCs and two PCs are required. The PLC must allow external adjustment of IP address e.g. project with the “IP address is set directly at the device” setting. Alternatively, control with factory settings should be possible.

Special license rules apply for schools and educational institutes in the commercial sector.

SkillsConveyor

The Most Universal Training System for the Basics of Automation Technology

→ Videos



The SkillsConveyor is an integration-ready system, developed in close cooperation with customers. Its ergonomic belt is designed to support both single workpiece flow and pallet-based goods carrier flow.

Available pre-assembled or as a kit, the SkillsConveyor sets a new standard of modularity in terms of hardware, software, courseware and interfaces to other Festo Didactic learning systems.

It starts with the basics of installation and commissioning and continues up to hard-wired programmed control, PLC and LOGO! programming as well as DC and AC motor control technology. Other topics are taught.

Basic design
In its basic configuration, the SkillsConveyor consists of a 700 mm long conveyor belt driven by a DC motor. The motor controller is located next to a rail mounted terminal on a H-rail in the integrated control box. It can be flexibly removed from the front of the system – similar to a drawer. The front of the control box contains various operating elements and sockets which – depending on the training scenario – can be individually rewired by the students in the control box and labelled on the operator panel. At the beginning of the belt, there is a diffuse light sensor, at the end of the belt there is a light barrier, each for the detection of workpieces.

Learning kit
In the SkillsConveyor Kit version, the students build the SkillsConveyor step by step at the beginning of the learning process. In addition to the empty control box and the mounting rack for the belt, the mechanical and electrical components are supplied clearly sorted in reusable shadow boards. The mechanical construction is followed by the assembly and wiring of the control box and the sensors. Subsequently, the commissioning is carried out with a suitable controller.

Process
Incoming workpieces can be conveyed on the conveyor to various machining and measuring positions. An optional add-on package with sensors, actuator, and sensor bracket allows a variety of sensor types to be mounted for object detection, measurement and object classification.

Control box
The removable control box as an integrated control cabinet with control elements is the pivotal point of the learning environment. On a H-rail inside the control box are various rail mounted terminals for flexible wiring, the fibre-optic units for the diffuse light sensor and the light barrier as well as the motor controller.

SkillsConveyor

1 SkillsConveyor (pre-assembled/mounted)	**8184210**
2 SkillsConveyor Kit (unassembled/unmounted)	**8184211**

Expansion options

3 SkillsPackage Distributing and Sorting	8214783
4 Add-on SkillsPackage Stacking Magazine	8214782
AC Motor Package	8189526
AC Motor Package (North America)	8210443
EasyPort USB	548687
EduTrainer Compact LOGO!	8073774
EduTrainer S7-1512C	8065452
EduTrainer Compact Preferred Variant with SIMATIC S7-1215C	8096457
Sensors for Object Detection TP 1311	8150804
Smart Sensors TP 1312	8116358
Systainer for Shadow Boards	8193428
HMI MTP700	8222002
Basic Principles of Circuits with contacts TP 1211	8208247
Add-On Package SKC AC Motor Control (TP 1211)	8206252
Control Cabinet	8191357

1



2



3



4



Wiring
The wiring of the system is flexibly achieved in the control box as an integrated control cabinet in free wiring via industrial terminals. This allows the greatest possible flexibility for rewiring within the learning process as well as the greatest possible degree of transparency and comprehensibility for the learner.

Extension options
Through various additional packages, the training system can be expanded step by step with targeted learning content.

Learning goals
- Mechanical construction, assembly, wiring and commissioning of a conveyor belt
- Basics of control cabinet technology and sensor technology and flexible use of industrial control elements
- Controlling a DC motor with a motor controller and wiring and controlling an AC motor (accessories required)
- GRAFCET basics, hard-wired programmed control (accessories required) and PLC programming basics (Siemens LOGO!, Siemens S7-1512) (accessories required)
- Integration and adjustment of digital and analog sensors and actuators, and advanced programming of mechatronic systems

Highlights
- Hands-on training and basic training on the topics of automation technology and mechatronics
- System ready to be integrated with other Festo Didactic learning systems
- Flexibly interchangeable actuators
- Reliable and safe system
- Extensive learning materials on Festo LX
- Available as a kit and as a pre-assembled version

Recommended Learning Material

Workbooks

Campus license
"Commissioning of the SkillsConveyor (unmounted)"

en	8191549
de	8191548
es	8193514
fr	8193515

Campus license
"Commissioning of the SkillsConveyor (mounted)"

en	8188442
de	8188441
es	8193521
fr	8193522

Note: Campus licenses are available for most of the courses listed below. Contact your representative for details.

Courses on Festo LX
- → Commissioning of the SkillsConveyor (mounted)
- → Commissioning of the SkillsConveyor (unmounted)
- → Hard-Wired Programmed Control with SkillsConveyor and Control Cabinet
- → Wiring and Controlling an AC Motor
- → Basics of PLC Programming (Siemens LOGO!)
- → Basics of PLC Programming (Siemens S7-1512)
- → Applied PLC Programming and Sensor Technology
- → Basic Motor Control with SkillsConveyor and TP 1221
- → Hard-Wired Control with SkillsConveyor and TP 1211
- → Wiring and Control of an AC Motor with SkillsConveyor and TP 1211

Learning Factories

Practical Applications of Electrical Technology



Learning factories give students in electrical technology and engineering programs the chance to experiment in a safe, controlled environment while engaging with real industrial equipment. This immersive experience also encourages collaboration, critical thinking, and a deeper understanding of how electrical technology drives modern manufacturing — preparing students for successful careers in evolving industrial environments.

Customization and expandability
The modularity of the learning factories offers unmatched flexibility and scalability. Educators can start small and expand step by step, choosing from several options to match their teaching goals, reconfiguring setups for different production scenarios, or combining them into complex lines. This adaptability makes them a future-proof investment that grows with evolving educational needs.

Real-life equipment
The learning factories incorporate industrial components and technologies from Festo and other leading manufacturers, providing a realistic learning experience. Most learning systems also offer hands-on practice with industry-standard communication protocols, Manufacturing Execution Systems (MES), PLC programming, smart sensors, and more.

Learning support
Ready-to-use learning materials are available as multimedia courses on the Festo LX digital learning portal, or as printed or downloadable PDF workbooks. The courses emphasizes hands-on experimentation with the learning systems, while several purely digital eLearning courses complement practical training by deepening theoretical knowledge.



Electrical technology: the enabler of factory automation

Electrical technology is the backbone of factory automation, driving actuators, robots, and control systems that keep production lines efficient and reliable. It integrates sensors, circuits, and communication networks into seamless automated processes.

Thanks to learning factories, learners see how electrical knowledge applies directly to programming, troubleshooting, and maintaining automation. This hands-on experience builds expertise for optimizing production and contributing to smart factories and Industry 4.0.





Our **MPS 400** all-round training factories are based on an individual workpiece flow. They bring real-world production processes into the classroom. They combine mechatronics, robotics, and digitalization technologies to teach students how to plan, operate, and optimize smart manufacturing systems. They support hands-on learning in areas such as electrical engineering, automation, and Industry 4.0.



The CP Lab learning factories are based on a pallet transfer system and enable closed-loop layouts. They include all the technologies and components needed for conveying an in-depth knowledge of Industry 4.0. The modular and flexible design has a range of learning scenarios, from individual pallet transfer systems with integrated controller right up to a connected production system with cloud services.

Product Catalog Factory Automation

Find more information about the learning factories and our comprehensive offering of learning solutions in factory automation in our dedicated catalog.

In this catalog, you will find our complete range of learning solutions for basic and advanced training in:

– Mechatronics
– Robotics
– Industry 4.0 technologies
– Industrial control technology
– And more

Visit our website to browse and download the catalog:
→ To the catalog download page



EduTrainer Universal
PLC Programming



PLC programming: the brain of automated systems

PLC programming is at the heart of modern automation, controlling machines, processes, and industrial systems with precision and reliability. It links sensors, actuators, and control logic to ensure smooth, safe, and efficient operations.

Hands-on training with PLCs lets students apply electrical and electronics knowledge to real-world scenarios—designing programs, troubleshooting faults, and optimizing system performance. This practical experience prepares learners to contribute to smart factories and advanced industrial automation.

Universal shape and size
Do you use PLCs from global market leaders or less well-known but innovative control concepts? Does your training tend to focus on mastering processes and technologies rather than safe handling of wires and screwdrivers? If so, the EduTrainer Universal is the right solution for you!

The EduTrainer Universal deserves its name: it fits in A4 mounting frames, lie flat or stand on a table. It comes as a fully configured preferred version or you can customize it.

Universal design
There are many manufacturers of programmable logic controllers worldwide.

The EduTrainer is available with PLCs from Siemens, Allen-Bradley, Festo and other manufacturers, and with or without power supply, 4 mm safety sockets, and a SysLink system interface.

The EduTrainer Universal is designed for different H-rails so that it can be fitted with any PLC. Below the PLC, the 19" plug-in format ensures that the EduTrainer can be equipped with any conceivable combination of connecting plates and simulation modules. A range of simulation modules allows for many different processes to be connected and simulated during the training.

We recommend the "Preferred versions". The benefits?
– Cost-effective solution
– Harmonized technology
– Quick delivery

All EduTrainers can be found on → festo.com/didactic

To find the EduTrainer configuration tool, search for "edutrainer 500000"



EduTrainer Universal with SIMATIC S7-1500

The controller family SIMATIC S7-1500 is a new controller generation in the TIA portal and a milestone in automation. It delivers maximum performance and user-friendliness for medium- and high-end applications in machine and plant automation.

CPU S7-1512C-1PN
- Main memory: 250 kB for programs and 1 MB for data
- Memory card included
- Interface: PROFINET IRT with 2-port switch
- 32x digital inputs (24V dc)
- 32x digital outputs (24V dc, 0.5A)
- 5x analog inputs, 4x U/I, 1x R/RTD, 16-bit resolution
- 2x analog outputs, 2x U/I, 16-bit resolution

Notes:
Order no. 8065595 is based on Siemens SCE trainer packages and each contain an EduTrainer including programming cable (Ethernet cable) and programming software STEP 7 WinCC (TIA Portal). When the trainer packages are updated by Siemens, the controllers are replaced by successor models, subject to technical feasibility. Special licensing rules apply to schools and training centers in the commercial sector.

Order no.	**8065595**

Necessary accessories, also order:

I/O data cable with SysLink connectors	
(IEEE 488), 2.5 m	34031
IEC power cable 90° → festo.com/didactic	

Recommended accessories:

Analog cable, parallel, 2 m	529141
Safety laboratory cable, 3 m	571817



EduTrainer Universal with Allen-Bradley CompactLogix

Allen-Bradley CompactLogix controllers of the series 1769 are ideal for small to compact control applications that do not require axis control or safety functions. These controllers offer integrated serial EtherNet/IP or ControlNet channels and modular DeviceNet communications.

AB CL 1769-L24ER-QBFC1B
- Main memory: 0.75 MB
- 1 GB SD memory card included
- Interfaces: 2x EtherNet/IP, 1x USB
- 16x digital inputs
- 16x digital outputs
- 4x universal analog inputs
- 2x universal analog outputs
- 4x high-speed counters

Order no.	**8022848**

Necessary accessories, also order:

I/O data cable with SysLink connectors	
(IEEE 488), 2.5 m	34031
IEC power cable 90° → festo.com/didactic	
RSLogix5000	8034585

Recommended accessories:

Analog cable, parallel	529141
Safety laboratory cable, 3 m	571817

Process Automation

Explore the Role of Electrical Technology in Instrumentation and Process Control



In batch processes, control and monitoring devices ensure each step of production runs safely and accurately. Sensors measure variables like temperature, pressure, flow, and level, while actuators—such as valves, pumps, and heaters—adjust the process as needed. Controllers, including PLCs and DCS systems, use this data to regulate operations, and monitoring tools like HMIs and SCADA systems let operators track progress and respond to issues. Together, these devices help students understand how electrical and control systems work in real industrial processes.

From basic to advanced topics
Our portfolio of learning systems in process automation are specifically designed for educational purposes, exposing learners to the techniques, systems, and components they will encounter in the workplace. This provides realistic, hands-on learning opportunities in a safe environment, where learners can experiment and make mistakes without affecting live production systems.

Depending on the scope of the learning systems chosen, learners can monitor and control flow, level, pressure, temperature, pH, and conductivity.

Industrial components
Training equipment incorporates components and technologies from leading industrial suppliers, including many smart devices that are increasingly part of modern systems, providing a realistic learning experience. Most systems also offer hands-on practice with industry-standard communication protocols, which are essential in today's connected industries.

Curriculum available
Ready-to-use learning materials are provided as multimedia courses on the Festo LX digital learning portal, or as printed and downloadable PDF workbooks.

The curriculum emphasizes hands-on experimentation with the learning systems, while several purely digital eLearning courses complement practical training by deepening theoretical knowledge.





Electrical technology: the backbone of process automation

Process control and industrial instrumentation bring electrical engineering and electronics to life by showing how electrical technology enables sensors, circuits, and control systems to measure, transmit, and regulate process variables safely, precisely, and automatically in real industrial processes.

Learners can apply their electrical expertise in these settings while learning to monitor, regulate, and optimize systems, gaining practical skills, solving real-world problems, and preparing for careers in industrial automation and Industry 4.0 technologies.



The MPS PA Compact Workstation provides the perfect introduction to the process automation world. In a small workstation features four process loops typical of the industry. It links electrical knowledge (circuits, signals, power) with control systems and process automation, showing how theory applies to real industrial processes. Three variants available : basic, energy, and industrial instrumentation.



New! The DCS Learning System – SIMATIC PCS neo equips learners with in-demand skills using IIoT-ready instrumentation and web-based DCS technology. t reflects the complexity of modern plants in an intuitive environment, allowing learners to control and optimize various process loops using SIMATIC PCS neo, like in today's advanced process plants.

Product Catalog Process Automation and Water Management

Find more information about the MPS PA Compact Workstation and the DCS Learning System in our catalog.

In this catalog, you will find our complete range of learning solutions for basic and advanced training in:

– Introduction and fundamentals
– Water technology
– Industrial instrumentation and process control
– And more

Visit our website to browse and download the catalog:
→ To the catalog download page



Pneumatics and Hydraulics Training Packages

Bridge Electrical Technology with Fluid Power Circuits



Modular for flexible expansion, from basic to advanced topics

The training packages from Festo Didactic are modular in structure. For example, you could start with the basic level of electropneumatics and then move onto the advanced level, or start with the subject of electro-hydraulics – the choice is yours. You want to explore a particular specialized topic? All equipment set components can also be ordered separately, so you can turn your own ideas into reality.



Position it, clamp it, done!
With the Quick-Fix mounting system, you can mount all components easily and securely on the profile plate and the profile column of a Learnline workstation. The electrical units are clamped into the ER mounting frame and sequenced individually. The profile slots on the workstations are the same for all pneumatic, hydraulic and electrical units – a single investment, with triple functionality.



Systematic storage
Most equipment sets are delivered in practical, Systainer-compatible equipment trays. This equipment tray fits in the drawers of the workstations. The large pictogram on the components, designed in accordance with the latest standards, provides clear instructions for connecting the components and ensures short preparation and follow-up times.



Connect – and energy is there!
The pneumatic power supply is provided by connecting highly flexible plastic tubing to the push-in fitting QS. The hydraulic energy supply is provided by the tool-free connection of low-leakage couplings. The couplings are self-sealing when decoupled. All electrical components and units are connected by 4 mm safety sockets or 4 mm safety plugs.





Prepare students for real-world control systems by integrating core fluid power concepts into your electrical engineering curriculum.

Our pneumatics and hydraulics learning solutions show how electrical signals drive mechanical motion—bridging control logic with actuators, sensors, and energy flow.

This fosters a systems-thinking mindset and equips students with industry-relevant skills for careers in automation, robotics, manufacturing, and beyond.

Designed for hands-on learning, the systems cover essential topics such as electropneumatic control, sensor integration, safety circuits, and energy efficiency—making them ideal for courses in control, automation, and mechatronics.



Customized training environments
User-friendly training environments for specific topic areas:
– Self-study phases with the training programs
– Designing, simulation, and documentation with FluidSIM
– Hands-on experimentation with the training packages and the exercises in the workbooks
– Functional testing and optimization with measurement technology and FluidLab



Advanced courses made easy
New developments and trends in fluid engineering can be incorporated directly into our learning systems. New control systems can be integrated into the learning system using the EduTrainer concept. Basic packages can be easily expanded to include the subjects “Energy-efficient compressed air management, AirCS”, “Electropneumatics Advanced Level TP 202” or “Digitalization of pneumatics TP 260.”



Product catalog Fluid Power
In the Fluid Power product catalog you will find our complete range of learning solutions for basic and advanced training in this area.

Visit our website to browse and download the catalog:
→ To the catalog download page

We offer training packages for the following topics:
– Pneumatics
– Electropneumatics
– Closed-loop pneumatics
– Vacuum technology
– Sensor technology
– Measurement and control
– Hydraulics
– Electrohydraulics
– Closed-loop hydraulics
– Proportional hydraulics
– Mobile hydraulics
– Digitalization

Nacelle – Wind Turbine Learning System

Operation and Maintenance of Wind Turbines

→ Video





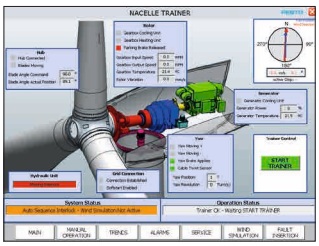

From wind to electrical power

The Nacelle – Wind Turbine Learning System is a complete scaled-down version of commercial wind turbine nacelles, making it an excellent substitute for expensive actual equipment.

The learning system consists of a complete drive train that includes the main shaft, a gearbox with a transparent side cover, speed sensors, a hydraulic brake, and an asynchronous generator. The yaw system is fully operational and features a 61 cm (24 in) slewing bearing, a gear motor, a drive, a position sensor, and fail-safe hydraulic brakes. A manual hydraulic pump and an accumulator, as found in real-world wind turbines, are also included. A PLC controls the different functions of the nacelle and is located in an electrical enclosure together with all the other electrical components.

Simulating reality

A wind vane and an anemometer are located in a transparent enclosure on top of the training system to monitor wind speed and wind direction. Although they are not measuring actual wind, the control system managed by the user simulates the process, causing the weather sensors to react and send signals to the control system which take the simulated parameters into account.

An industrial electrical panel

The lockable electrical panel contains all the electrical supply, distribution, and control functionality for the learning system: contactors, variable-frequency drives, breakers, fuses, power supplies, and remote inputs/outputs for the PLC.

Grid-tied power generator

The generator allows the induction generator of the learning system to be connected to the grid and to return power proportional to the wind simulation in the system. It includes a soft starter, an overload, switchable compensation capacitors, and a power meter that allows the user to monitor several parameters of the power returned to the grid (VAR, W, VA, power factor, etc.).

Nacelle – Wind Turbine Learning System

120 V	**610873**
220 – 240 V	**610874**

Necessary accessory:

Isolation Transformer *	8064358

* This device is only required for specific systems: order no. 610874.

Nacelle – Wind Turbine Learning System with Power Generator

208 V, three-phase current	**610875**
400 V, three-phase current	**610876**

Expansion options for all Nacelle – Wind Turbine Learning Systems

Electrical Pitch Hub (next page)
Hydraulic Pitch Hub (next page)

Learning goals
- Wind Aerodynamics, Safety
- Hub and Low-Speed Shaft, Gearbox, Coupling, and Alignment
- Basic Hydraulic Circuit, Hydraulic Brakes
- Electrical Circuits and Control Systems
- Troubleshooting

Your advantages
- Demonstrates how a wind turbine nacelle, an electrical hub, and a hydraulic hub operate
- Helps practice maintenance and troubleshooting skills in a safe environment
- Faultable through the HMI
- Cost-effective, Full hands-on training with rugged equipment
- Comprehensive curriculum and lab exercises



Isolation Transformer 230V, 50 Hz
Device that eliminates high leakage currents and prevents undesired tripping of residual current devices (RCDs). A fuse protects this device and a thermal protection prevents overheating.

Recommended Learning Material

Workbooks



Campus license:

en	8166512
es	8233966

Note: The campus license includes the student and instructor PDF versions of the following workbooks: “Nacelle Operation and Maintenance” and “Grid-Tied Nacelle”. Printed workbooks available upon request.

Courses on Festo LX
- → Nacelle Operation and Maintenance
- → Grid-Tied Nacelle

Pitch Hubs – Wind Turbine Learning System

Electrical and Hydraulic Control of Blade Pitch Angle





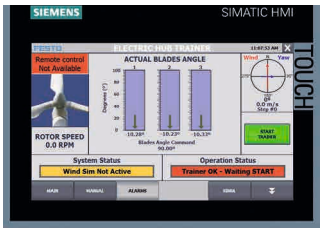

Blade-angle optimization for harnessing wind power

Housed in the hub that supports the blades, the pitch system is a combination of components that monitor and manipulate blade angles to control rotation speed, as well as the area exposed to the wind.

Pitch control is an important element of the overall wind turbine system that improves turbine efficiency by optimizing wind utilization. Pitch systems also stabilize rotational speed for uniform power generation and synchronization with the power grid. They protect the system by preventing turbine overspeed and reducing forces on the rotor during system idle or servicing.

Demonstrate realistic pitch adjustment

In the Nacelle – Wind Turbine Learning System, the rotor blades turn but cannot be pitched. Instead, the pitch angle is simulated and displayed on the main screen of the HMI.

To comprehensively demonstrate the pitch adjustment with wind conditions, a pitch hub can be connected to the Nacelle – Wind Turbine Learning System using a fiber-optic connector. Pitch hubs can also be operated independently.

Electrical or hydraulic

Two pitch hub learning systems are available: electrical and hydraulic. Both include all components of a typical commercial pitch hub and a representation of the wind turbine blade. The system reacts to simulated wind conditions, corresponding to the typical behavior of a real wind turbine.

Each hub addresses blade pitch control and emergency backup systems using the appropriate technologies typical of their respective electrical or hydraulic pitch control systems. The HMI controls and monitors the blade movement and the training system. It runs a SCADA interface that communicates directly with a Siemens PLC inside the electrical panel.

Electrical Pitch Hub – Wind Turbine Learning System
This system addresses blade pitch control and emergency back-up systems using technologies typically found in electrical pitch control systems, such as servo motor and gearbox.

120 V	**8091728**
220 – 240 V	**8091729**

Hydraulic Pitch Hub – Wind Turbine Learning System
The system addresses blade pitch control and emergency back-up systems using technologies typically found in hydraulic pitch control systems, such as cylinder, proportional valve and position sensor.

120 V	**8095227**
220 – 240 V	**8095228**

Learning content
– Introduction to energy production with wind power
– Machine safety
– Introduction to SCADA
– Rotor
– Hydraulic or electric pitch control
– Electrical system and back-up power
– Troubleshooting

Your advantages
– Fully-operational, single-blade positioning systems
– Blade movement actuated by a servo motor and a gearbox or by a hydraulic cylinder
– Industrial components
– Faults can be inserted through the HMI
– Emergency pushbutton and protective guard
– Turnkey, comprehensive course material

Recommended Learning Material

Workbooks



Campus licenses:

Electrical pitch hub, en	8098181
Hydraulic pitch hub, en	8098185

Printed workbooks available upon request.

Courses on Festo LX
→ Electrical Pitch Control
→ Hydraulic Pitch Control





Learning Media





Digital Learning with Festo LX
Introduction 152
Featured Courses 156
Featured Learning Paths 157

Software
FluidSIM 158

Courseware
Workbooks 162

Digital Learning with Festo Learning Experience

The Backbone for Building Electrical and Electronic Skills

→ Video



What makes Festo LX unique
With Festo LX, we have created a digital learning portal that offers a high degree of flexibility, personalization and hardware integration.

Included in Festo LX is an extensive library of course content. Different learning formats are combined to make learning as varied and interactive as possible. The existing content is created on the basis of individual learning nuggets and can thus be quickly and easily adapted to the specific needs of the learners.

Combining theory and practice is easy with Festo LX. Matching the connected learning systems, Festo LX shows suitable courses to perform practical exercises.

Individual learning with Festo LX
Festo LX offers a high degree of individualization so that learners are taught exactly the knowledge they need.

Festo LX follows the so-called nugget concept with its courses. Nuggets are small, self-contained learning contents that offer the opportunity to learn in a targeted and effective manner. Nuggets are usually designed with a combination of text, images, videos, animations, quizzes, links and other interactive elements. Several nuggets can be combined to form a specific course and thus convey content on a specific topic.

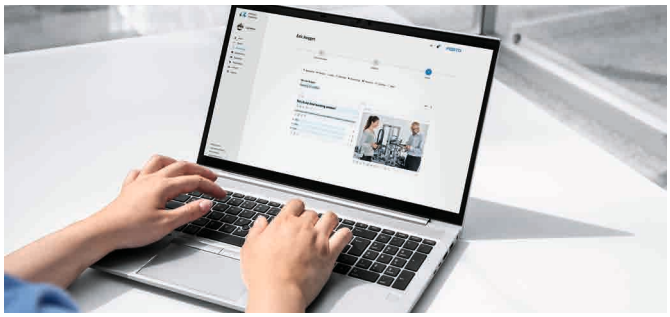

LX Creator
Thanks to our nugget concept, existing courses and learning paths can be updated quickly and easily. With the LX Creator, educators can also develop their own content using an intuitive tool supported by AI for generating texts and quizzes. The Creator ensures the same look and feel as Festo Didactic content, giving learners a consistent experience while making content creation simpler for teachers.

Learning paths
Learning paths are made up of a combination of different courses on a specific topic or professional field. They provide structures and recommendation for the ideal order in which courses should be completed. Our learning paths are based on our didactic expertise as well as on national occupational profiles and curriculum frameworks. The learning paths can be revised and created in the same way as courses using the LX Creator.



Festo LX
The advantages at a glance

- Individual and goal-oriented design of the lessons
- Flexible to use
- Supports many different teaching and learning scenarios
  - traditional or flipped classroom
  - distance learning
  - self-paced learning
  - and more
- Existing course materials can be linked with the appropriate learning systems from Festo Didactic in order to combine theory with practice and ensure a steep earning curve



- The learning content on Festo LX can be personalized using the online authoring tool LX Creator in order to meet the needs of teachers and students
- Existing learning content can be enhanced with own materials



Course content in Festo LX
Festo LX offers a wide range of different learning contents for many areas of technical education and training. The Festo LX learning library includes more than 600 courses on factory automation, fluid power, Industrial Internet of Things (IIoT) and Industry 4.0, as well as electrical engineering, process automation, renewable energy and STEM. The learning content available on Festo LX is constantly revised and expanded to meet educational needs.



LX Tutor: an AI-based companion
The LX Tutor enhances the learning and teaching experience by supporting users through interactive, educational conversations. It answers questions related to Festo LX learning content with referenced sources and offers proactive guidance when learners struggle—for example, after incorrect quiz answers, extended learning times, or repeated access to the same material. The LX Tutor can be enabled or disabled at any time and is automatically deactivated during evaluations.



Partnerships
Together with partners, we are constantly developing and improving the content available on Festo LX. In this way, we ensure that the learning content on Festo LX meets the requirements of the industry and that learners are trained in the necessary skills.

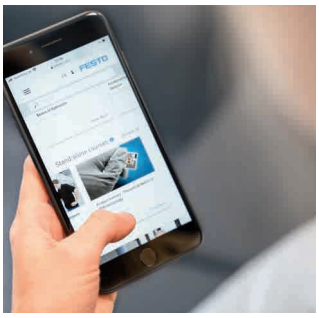

Easy access
Festo LX is a cloud-based learning portal. This eliminates the need for local installations and gives you access to the latest updates on functionalities and learning content at all times. Festo LX is used via license packages that are tailored to the number of users and the period of use.

Festo Learning Experience

Course Formats and Subscription Options

Festo LX provides a wide variety of learning materials covering many areas of technical education and training. These areas include factory automation, fluid technology, the Industrial Internet of Things (IIoT), Industry 4.0, electrical engineering, process automation, renewable energies, STEM, and many other technical fields. Additionally, we provide technology-independent, comprehensive learning content on lean management, project management, and soft skill development.

To make lessons as effective and varied as possible, it is necessary to use different learning formats. Festo LX offers a wide range of options for presenting and conveying learning content.



eLearning courses
Our eLearning courses are interactively designed learning content, usually with a storytelling approach and with a narrator guiding through the course. These courses are particularly suitable as an introduction to new topics and provide a high-level overview. Best of all, all you need is a tablet, laptop, or smartphone with an Internet connection to complete the courses.

eLab courses
Our eLab courses offer a wide range of hardware-related learning content, taught either through the use of Festo Didactic equipment or simulation software. Our associated learning systems are required to complete the courses. Our eLab courses are designed to test previously learned theoretical knowledge with practical tasks.

eTheory courses
Our eTheory courses offer a wide range of hardware-independent learning content on technical topics. Compared to eLearning courses, they generally impart broader knowledge.

Simulations
Our simulations guide learners to perform hands-on, safe experiments that have no impact on real-world processes. The simulations provide a cost-effective learning extension, saving the need to purchase additional learning equipment.

Festo LX for Education

1-year subscription	**8219584**
3-year subscription	**8219585**
5-year subscription	**8219586**

Note: Unlimited number of users with 100 concurrent users.

Festo LX for Industry

1-year subscription (single user)	**8219587**

Note: The number of users can be tailored to customer requirements.

Expansion option

Single Sign-On (SSO) Festo LX	8157218

Note: Please clarify the technical requirements with your IT before placing an order for Festo LX SSO. Establishing SSO for Festo LX is a one-time service fee and does not need to be ordered again when the subscription for Festo LX will be extended.

Campus licenses are available for offline usage.
PDF or printable versions are available for selected learning materials, catering to those who prefer offline solutions or need additional resources. Campus licenses allow schools and small companies to use the licensed educational material at a single location, providing users with modification and reproduction rights as outlined in the license agreement. Delivery options (downloads, printed documents, USB keys...) and formats, as well as language variations, depend on the specific educational material.



Learning videos
In our learning videos, experts present complex topics in a simple way. In the videos, current topics within the scope of technical training are explained in an easy-to-understand and practical manner, which enables fast and effective learning.



Evaluations
Thanks to the integrated evaluations in Festo LX, knowledge tests can be automatically carried out and evaluated.



User guides
Our user guides serve as digital manuals that support getting started with a new learning system or software in an interactive and engaging way.



eBooks
We make courses that are not yet digitally optimized available as eBooks on Festo LX. We are continuously working on new interactive content.

Digital Learning with Festo LX
Featured eLearning Content

Expand knowledge and skills, no equipment required!

In addition to eLab courses that provide hands-on learning content and activities with physical learning systems, Festo LX offers a wealth of resources to learn without the need of a physical learning solution.

They can be used to expand knowledge and skills of current and future workers in a wide range of topics and technologies.

Electrics 1

This course covers the basics of electrical engineering including closed circuits, electrical conductivity, Ohm's Law, voltage supplies and resistors.

→ eLearning course 28706 on **Festo LX**

Electrics 2

This course covers further topics in electrical engineering including electric charge, capacitors and coils.

→ eLearning course 4879 on Festo LX

Electronics 1

This course covers the basics of electronics including semiconductor technology, diodes, bipolar transistors and field-effect transistors.

→ eLearning course 28142 on Festo LX

Electronics 2

The "Electronics 2" training program is addressed at all those who wish to acquire electronics knowledge or consolidate already existing knowledge for training and professional use.

→ eLearning course 29172 on Festo LX

PLC Programming

Programmable logic controllers play a central role in automation. These devices are used to control machines and systems. This course offers an ideal introduction to IEC-compliant programming.

→ eLearning course 5094 on Festo LX

Electrical Drives 1

This course covers the basic principles of electrical drives as well as the construction and function of DC and AC motors.

→ eLearning course 29338 on Festo LX

Electrical Drives 2

This course further expands the principles of electric drives including the controlling of DC and AC motors, energy efficiency as well as economic and environmental aspects.

→ eLearning course 30468 on Festo LX

Electrical Protective Measures

This course provides an introduction to the complex subject of safety measures. It explains what electrical safety measures are and how they are classified.

→ eLearning course 9921 on Festo LX

Actuators - DC Motor

This course covers the function of actuators in mechatronic systems using the everyday example of a car park access control system.

→ eLearning course 12045 on Festo LX

Open- and Closed-Loop Control

This course uses practical examples to show the difference between open- and closed-loop control in automation. This includes types of control, signal processing, and regulators.

→ eLearning course 6775 on Festo LX















Discover more digital courses:
Click here → **lx.festo.com** to browse the library.

Featured Learning Paths











Basic Electricity – Electeo

This learning path builds a foundation in electrical engineering concepts—including circuits, Ohm's Law, AC/DC principles, magnetism, and electromagnetism—using the Electeo electronics learning system.

→ Learning path on Festo LX

Basic Electronics – Electeo

This learning path helps learners build a foundation in electronics concepts—including diodes, rectifier circuits, and BJTs—using practical applications and structured troubleshooting techniques—using the Electeo electronics learning system.

→ Learning path on Festo LX

Industrial Power System

This learning path provides a structured approach to understanding industrial power systems, covering key concepts such as three-phase circuits, voltage calculations, power measurement, transformers, and common configurations.

→ Learning path on Festo LX

Power Electronics

This learning path offers a hands-on approach to Power Electronics, covering key topics such as DC, Single-Phase AC, and Three-Phase AC systems, power control with thyristors, motor operations, and more.

→ Learning path on Festo LX

Basic Motor Control

This learning path provides a foundation in motor control, covering essential topics such as control circuits, three-phase induction motors, protection methods, braking techniques, and reduced voltage starting approaches for various applications.

→ Learning path on Festo LX

Electrical Machines

These learning paths explore the foundational concepts of electrical machines, covering the principles of electric drives, DC and AC motor construction, control mechanisms, and more.

→ Learning path on LX (Europe)
→ Learning path on Festo LX

Stepper and Servo Control

This learning path provides an overview of stepper and servo motor control systems, covering installation, wiring, commissioning, and PLC integration.

→ Learning path on Festo LX

Sensor Technology

This learning path covers the fundamentals of sensors in pneumatics and object detection, explores smart sensor technology and PLC integration, and provides hands-on training in Smart IO-Link interfaces for advanced industrial applications.

→ Learning path on Festo LX

Smart Maintenance

This learning path provides an overview of maintenance practices, highlighting proactive strategies, the role of technology and data analytics in efficiency, and approaches for optimizing industrial performance.

→ Learning path on Festo LX

Building Systems

This learning path provides a foundation in building automation and HVAC systems, covering direct digital control (BACnet), smart home technology, and energy-efficient building management.

→ Learning path on Festo LX

Discover more learning paths:
Click here → **lx.festo.com** to see all learning paths.

FluidSIM

Interactive Electrical Circuit Simulations





For more than 25 years, FluidSIM has been the world's leading simulation software for creating and simulating circuit diagrams in pneumatics, hydraulics, and electrical engineering.

FluidSIM enables valuable technical skills to be acquired by designing circuits, bringing them to life through simulation, and optimizing them through interaction. The simulation of control systems and processes has long been an industrial standard that ensures errors are prevented, and efficiency and quality are increased.

Objectives
FluidSIM provides a practical way for students to develop their skills in automation technology and to master complex tasks.

The learning objectives of FluidSIM include:
– Creating circuit diagrams
– Identifying and preventing errors
– Optimizing solution circuit diagrams through interactive simulations
– Understanding how solutions are developed
– Observing effects through real-time simulations

Component library
FluidSIM also has component libraries for pneumatics, hydraulics, and electrical engineering that can be used either separately or in combination. The component libraries include hundreds of pneumatic, hydraulic, electrotechnical, electric, and digital components, and are constantly expanded and revised.

GRAFCET
GRAFCET diagrams can be created and included in simulations in FluidSIM. These simulations comprise:
– GrafEdit: Standard-compliant creation of GRAFCETs
– GrafView: Visualization of the control sequence mapped as GRAFCET
– GrafControl: Controlling the process with GRAFCET, including fault simulation and process monitoring
– GrafPLC: Manufacturer-independent control of all fluid and electrical engineering systems

Virtual and real measuring devices
FluidSIM offers both real and virtual measuring devices that can be integrated into circuits. Before the simulation, real measuring devices are installed, while virtual measuring devices are used during or before the simulation to display the simulated values of the circuit. In contrast to real measuring devices, virtual measuring devices do not influence the circuits. They therefore show the pure values of the circuit simulated by FluidSIM. Virtual measuring devices can be used in electrical as well as pneumatic and hydraulic circuits.

Fault models and diagnostics
FluidSIM has an innovative diagnostic concept, which enables the readily available fault models for various components to be compiled. Before a simulation, a specific error configuration can be selected; this then has an impact on the subsequent simulation. During this simulation, defective components are identified with the help of virtual measuring devices and then virtually repaired.

Lesson preparation and learning materials
With the expert mode of FluidSIM, profiles can be created and lessons can be organized and then assigned to students. The profiles enable the functions, components, and error models to be narrowed down, for example so that students only deal with the functions and tasks that are relevant to them. Multimedia training content is also available on FluidSIM so that variety and interest can be added to the lessons.

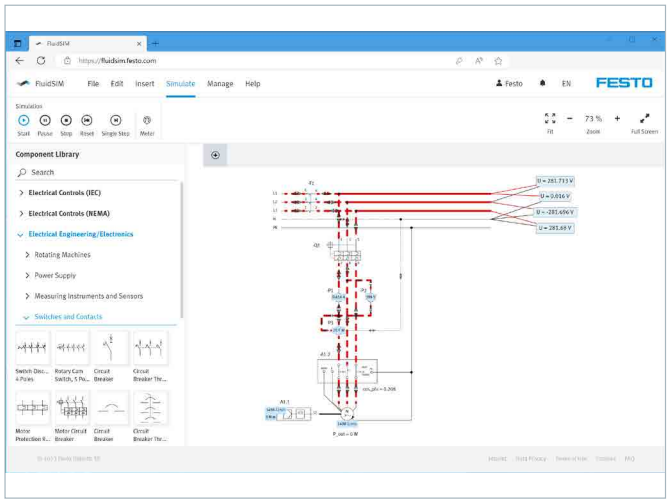

FluidSIM at a glance

- Convenient creation of circuit diagrams and their interactive simulation
- Content tailored to Festo Didactic learning systems
- Various usage options: web, Windows, and via the Festo LX digital learning portal
- Can be used online and offline
- Fast learning preparation and individual learning
- Learn what effects changes in a technical set-up have and observe the immediate consequences by running real-time simulations
- Extensive library of pneumatic, hydraulic, control, electronic and digital components
- Virtual and real measuring devices
- Fault models for developing skills in troubleshooting and preventing errors

Interfaces to practical applications
With FluidSIM, students put the knowledge they have learned into practice straight away. Signals are transmitted either via the connected hardware or via interfaces from other programs. All parameters are identical to those of the training packages from Festo Didactic and additionally, they can be fully adapted to the characteristics of other components. The EasyPort hardware enables FluidSIM to be used both as a controller for real systems and as a replacement for them. The industry standard OPC-UA is also supported, bringing FluidSIM even closer to industrial applications.

Integration in Festo LX
By integrating FluidSIM in Festo LX, simulation tasks can be created directly in Festo LX by the tutors and then processed and simulated by the students. Users no longer have to switch between the two programs.

User versions
FluidSIM can be accessed in different ways. Depending on the license, users can choose between the Windows version, the web version, or they can opt to integrate FluidSIM into our digital learning portal Festo LX.

Web version
The web version of FluidSIM is a device-independent user application. It can be accessed anytime, anywhere, and from any device (e.g., iPad). The web version includes approximately 80% of the functionality of the Windows version, covering all the most important and frequently used features. It is continuously developed and enhanced, with additional functions available exclusively on the web.

Windows version
The Windows version includes all the functionalities and content of FluidSIM. Please note that this version can only be run on devices with a Windows operating system. This version can also be used offline.

Our licensing options
FluidSIM 365 and FluidSIM 6 are the two license versions available for FluidSIM.

The FluidSIM 365 license version gives users access to the web and Windows versions, as well as the FluidSIM functions within Festo LX. All updates and upgrades are included in the FluidSIM 365 license.

A pure FluidSIM 6 license includes all the updates for version 6. Upgrades to a higher version are not included, nor is the use of the web version and the functions of FluidSIM within Festo LX possible.

The licenses for all the versions provide users with maximum flexibility. As a result, some of the licenses can be used for the web version, some for the Windows version, and the rest for using FluidSIM in Festo LX. We have applied the floating principle: this means that as soon as a user no longer actively uses a license, it is available for the next user in the organization.

FluidSIM 365 – 1 year

Pneumatics	**8198195**
Hydraulics	**8198196**
Electrical Engineering	**8198197**

FluidSIM 365 – 3 years

Pneumatics	**8198198**
Hydraulics	**8198199**
Electrical Engineering	**8198200**

FluidSIM 365 – 5 years

Pneumatics	**8198201**
Hydraulics	**8198202**
Electrical Engineering	**8198203**

FluidSIM 6

Pneumatics	**8198189**
Hydraulics	**8198190**
Electrical Engineering	**8198191**

Workbooks

Electricity and Electronics – Electeo



DC Fundamentals

Teaches the fundamentals of electricity and how to calculate voltage, current, resistance, and power in dc circuits. Introduces basic electric components. Also introduces the use of basic instruments such as the variable-voltage dc source and the multimeter.

The campus license includes the PDF versions of the student manual and instructor guide.

Structure:
- Exercise 1: DC voltage sources
- Exercise 2: Resistors
- Exercise 3: Electric circuit and current
- Exercise 4: Ohm's law
- Exercise 5: Series resistive circuits
- Exercise 6: Project - Power-on Indicator for USB Charger
- Exercise 7: Parallel resistive circuits
- Exercise 8: Series-parallel resistive circuits
- Exercise 9: Switches
- Exercise 10: Power in DC circuits
- Exercise 11: Project - Dual-intensity LED flashlight
- Exercise 12: Thermistors
- Exercise 13: Varistors
- Exercise 14: Project - Hot-surface indicator for glass-top stoves

Campus license:

en	**8131442**
de	**8233375**

Course on Festo LX

→ DC Fundamentals



AC Fundamentals

Teaches the fundamentals of electricity and how to calculate voltage, current, resistance, and power in dc circuits. Introduces basic electric components such as resistors, potentiometers, switches, light-emitting diodes (LEDs), thermistors, and varistors. Also introduces the use of basic instruments such as the variable-voltage dc source and the multimeter.

The campus license includes the PDF versions of the student manual and instructor guide.

Structure:
- Exercise 1: Basics of AC
- Exercise 2: AC waveform measuring techniques using the oscilloscope
- Exercise 3: Phase angle and phase shift
- Exercise 4: Power and effective values of voltage and current in resistive AC circuits
- Exercise 5: Solving resistive AC circuits
- Exercise 6: Project - AC-powered LED night light

Campus license:

en	**8131442**
de	**8233375**

Course on Festo LX

→ AC Fundamentals



Magnetism and Electromagnetism

Teaches the fundamentals of magnetism and electromagnetism. Introduces the operation of the following basic electromagnetic devices: the electromagnet, the linear and rotary solenoid actuators, and the electromechanical relay.

The campus license includes the PDF versions of the student manual and instructor guide.

Structure:
- Exercise 1: Magnetism, magnets, and compass
- Exercise 2: Magnetic field patterns and attractive/repulsive forces
- Exercise 3: Making a magnet
- Exercise 4: The electromagnet
- Exercise 5: The linear solenoid actuator
- Exercise 6: The electromechanical relay
- Exercise 7: Basic relay circuits
- Exercise 8: Project - Service request system

Campus license:

en	**8131442**
de	**8233375**

Course on Festo LX

→ Magnetism and Electromagnetism



Capacitors and Inductors

Teaches the fundamentals of capacitors and inductors in DC and AC circuits. Covers capacitor construction, charging and discharging behavior, capacitance, and transient responses in RC circuits. Explores capacitor types, specifications, and applications. Introduces inductors, their properties, and electromagnetic induction. Examines self-induction, inductance in series and parallel arrangements, and transient responses in RL circuits. Highlights practical applications to connect theoretical principles with real-world use.

The campus license includes the PDF versions of the student manual and instructor guide.

Structure:
- Exercise 1: Capacitors
- Exercise 2: Inductors
- Exercise 3: Project - Car's interior LED light control circuit
- Exercise 4: Capacitors in AC circuits
- Exercise 5: Inductors in AC circuits

Campus license:

en	**8131442**
de	**8233375**

Course on Festo LX

→ Capacitors and Inductors



Impedance

Teaches the fundamentals of impedance in DC and AC circuits, highlighting the contributions of capacitors and inductors through capacitive and inductive reactance. Covers how resistance, capacitance, and inductance interact to shape circuit behavior. Guides students in applying these concepts by designing a car's interior LED light control circuit, building skills for analyzing and designing complex electronic systems.

The campus license includes the PDF versions of the student manual and instructor guide.

Structure:
- Exercise 1: Impedance and parallel circuits
- Exercise 2: Impedance and series circuits

Campus license:

en	**8131442**
de	**8233375**

Course on Festo LX
→ Impedance



Diodes and Rectifier Circuits

Teaches the fundamentals of diodes and rectifier circuits, including their structure and key characteristics in forward and reverse bias. Covers the operation of half-wave rectifiers and their practical applications. Guides students in applying these concepts by designing a dual-heat, dual-speed hair dryer circuit.

The campus license includes the PDF versions of the student manual and instructor guide.

Structure:
- Exercise 1: Diodes
- Exercise 2: Half-wave rectifiers
- Exercise 3: Project - Heat and speed settings for a hair dryer
- Exercise 4: Full-wave rectifiers
- Exercise 5: Ripple reduction
- Exercise 6: Zener diodes
- Exercise 7: Project - modification of an alarm system

Campus license:

en	**8131442**
de	**8233375**

Course on Festo LX
→ Diodes and Rectifier Circuits



BJT and Basic Circuits

Teaches the fundamentals (construction, packages, symbol, basic characteristics, etc.) of the bipolar junction transistor (BJT). Shows how to correctly bias a BJT so that it can operate as a current-control device. Shows how to use a BJT as an electronic switch. Covers the operation of BJT circuits used for voltage and current amplification.

The campus license includes the PDF versions of the student manual and instructor guide.

Structure:
- Exercise 1: The bipolar junction transistor
- Exercise 2: BJT operation and characteristics
- Exercise 3: Load line and operating point of a BJT circuit
- Exercise 4: The BJT switch
- Exercise 5: The common-emitter amplifier (concept and DC bias)
- Exercise 6: The common-emitter amplifier (AC operation)
- Exercise 7: The common-collector amplifier (concept and DC bias)
- Exercise 8: The common-collector amplifier (AC operation)
- Exercise 9: Project - Microphone audio amplifier
- Exercise 10: Troubleshooting

Campus license:

en	**8131442**
de	**8233375**

Course on Festo LX
→ BJT Fundamentals and Basic Circuits



Operational Amplifier Fundamentals

Teaches the fundamentals of operational amplifiers (packages, symbol, basic characteristics), including ideal vs non-ideal behaviour and operation with and without feedback. Demonstrates the use of op amps as comparators (with and without hysteresis), inverting/non-inverting amplifiers, and summing amplifiers. Includes a dual-level detector project and introduces systematic troubleshooting techniques for op amp circuits.

The campus license includes the PDF versions of the student manual and instructor guide.

Structure:
- Exercise 1: Fundamentals of operational amplifiers
- Exercise 2: The voltage comparator
- Exercise 3: The non-inverting voltage amplifier
- Exercise 4: The voltage follower
- Exercise 5: The inverting voltage amplifier
- Exercise 6: The summing amplifier
- Exercise 7: Project - Dual-Level detector
- Exercise 8: Troubleshooting

Campus license:

en	**8131442**
de	**8233375**

Course on Festo LX
→ Operational Amplifier Fundamentals

Workbooks

Electricity and Electronics – Training Packages

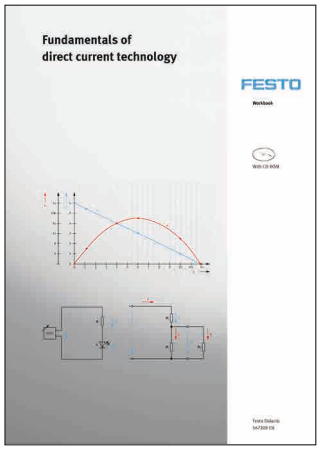

Fundamentals of Direct Current Technology

The fundamentals of direct current technology provide an introduction to the world of electrical engineering/electronics. The content is explained and elaborated in realistic projects. The primary focus is on the explanation of the basic variables, behavior and relationships and the recording of these using measurements.

Among the variables covered are voltage, current, resistance and conductance as well as energy and capacity. Ohm's law is explained in detail. Particular emphasis is placed on the use of measuring devices. The circuit examples include series and parallel connection, voltage divider, bridge circuit and voltage sources.

The workbook contains:
– Solutions
– Didactic notes
– Worksheets for the student
– Graphics

Campus license:

de	**567207**
en	**567209**
es	**567211**
fr	**567213**

Course on Festo LX
→ Fundamentals of DC Technology

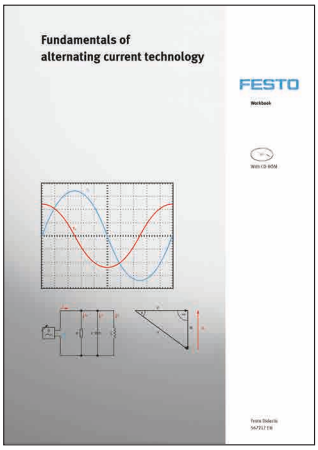

Fundamentals of Alternating Current Technology

The workbook for fundamentals of AC technology continues the introduction to electrical engineering/electronics components and systems with topics relating to AC technology. The main topics covered are the electric field and induction, and the resulting behavior of components in the AC circuit.

Topics such as the capacitor and coil in the DC and AC circuit, as well as the series and parallel connection of resistor, coil and capacitor are covered in project exercises. The variables and relationships of active resistance, reactance, and impedance, and the topic of phase shift of current and voltage are covered in detail.

The workbook contains:
– Solutions
– Didactic notes
– Worksheets for the student
– Graphics

Campus license:

de	**567215**
en	**567217**
es	**567219**
fr	**567221**

Course on Festo LX
→ Fundamentals of AC Technology



Fundamentals of Semiconductors

The third volume of the fundamentals of electrical engineering/electronics deals with semiconductors, covering the design and mode of operation of modern semiconductors, with their application demonstrated in project exercises.

As an introduction to the topic, different diodes, such as the semiconductor diode, Zener diode, and LED are considered and the basic concepts are worked out. Content including PN junction, reverse voltage, or conducting state current is demonstrated both theoretically and, where possible, using measurements. The topic of transistors is also explained using bipolar and unipolar transistors. The book also covers power electronics components, such as diac, triac, and thyristor.

The workbook contains:
– Solutions
– Didactic notes
– Worksheets for the student
– Graphics

Campus license:

de	**567281**
en	**567283**
es	**567285**
fr	**567287**

Course on Festo LX
→ Fundamentals of Semiconductors



Basic Electronics Circuits

The workbook for basic electronics circuits completes the series of workbooks for the fundamentals of electrical engineering/electronics. Particular emphasis is placed on the analytical examination of the interaction between the components already covered in the first three books on the fundamentals.

The content includes project exercises with selected basic circuits, in which the design is first developed and then analyzed on the basis of measurement technology. The circuits include power supply unit circuits, amplifier circuits, flip-flops, and power electronics circuits, as well as circuits commonly used in industrial practice.

The workbook contains:
– Solutions
– Didactic notes
– Worksheets for the student
– Graphics

Campus license:

de	**567289**
en	**567291**
es	**567293**
fr	**567295**

Course on Festo LX
→ Basic Electronics Circuits



Fundamentals of Optoelectronics

The primary objective of this workbook is the set-up and analysis of optoelectronic components, as well as a selection of basic circuits.

The circuits include twilight switches, light barriers, infrared remote controls, fiber-optic cables for data transmission, and power supply circuits. This direct interaction of theory and practice ensures fast progress and sustainable learning.

The workbook contains:
– Sample solutions
– Educational instructions
– Worksheets for learners

The worksheets support the learner in the information and planning phase as well as with execution, monitoring and documentation.

All exercises require independent performance, evaluation and documentation from the learner.

Campus license:

de	**8081038**
en	**8083810**

Course on Festo LX
→ Fundamentals of Optoelectronics



Fundamentals of Analog Technology

The workbook imparts knowledge about the structure, function and characteristics of operational amplifiers.

Five projects are specifically targeted at the topic of operational amplifiers and their application as impedance converters, computing amplifiers, sawtooth wave generators, voltage controllers and power amplifiers.

The workbook contains:
– Sample solutions
– Training notes
– Worksheets for the student

Campus license:

de	**8023586**
en	**8023587**
es	**8023588**
fr	**8023589**

Course on Festo LX
→ Fundamentals of Analog Technology



Automotive Electronics

This workbook contains learning activities using the Motor vehicle mechatronics extension component set TP 1025

Training content:
– Fundamentals of automotive electronics
– Diagnostics on lighting
– Diagnostics on coolant temperature display
– Diagnostics on brake pad wear indicator
– Diagnostics for direction indicator and hazard warning lights

The workbook contains:
– Sample solutions
– Training notes
– Worksheets for the student

Campus license

de	**8212231**



Basic Principles of Digital Technology

The workbook provides an introduction to the world of digital signals and their interconnection. The primary focus is on the explanation of the basic variables, behavior, and relationships.

The content is project exercises with selected basic circuits, in which the design is first developed and then analyzed on the basis of measurement technology. The contents include elementary logic modules and logic circuits, Schmitt triggers, trigger circuits, flipflops, counting circuits, data conversion, and arithmetic circuits.

The workbook contains:
– Sample solutions
– Training notes
– Worksheets for the student
– Graphics

Campus license:

de	**8023432**
en	**8023433**
es	**8023434**
fr	**8023435**

Course on Festo LX
→ Basic Principles of Digital Technology

Workbooks

Electricity and Electronics – Training Packages



Basic Principles of Closed-Loop Control Technology

The optimum introduction to the world of closed-loop systems. Basic terms are explained through examples, with the focus then shifting to behaviors, and relationships. Special focus is given to the topics of behavior, and analysis of control processes.

The content includes project exercises with selected basic circuits, in which the design is first developed and then analyzed on the basis of measurement technology. Training content, includes structure of a control circuit, spring responses and dynamic behavior, Bode diagram, controlled system modeling, positive and negative feedback, and two and three-step controllers as well as P, PI, and PID controllers.

The workbook contains:
– Sample solutions
– Training notes
– Worksheets for the student
– Graphics

Campus license:

de	**8023436**
en	**8023437**
es	**8023438**
fr	**8023439**

Course on Festo LX

→ Basic Principles of Closed-Loop Control Technology



Introduction to Microcontroller Programming

This 50-hour course teaches the basics of developing projects based on microcontrollers using Flowcode software.

The aim of this course is to introduce the concepts of developing electronic systems using microcontrollers.

Students learn what a microcontroller is, how to construct circuits and systems based on microcontrollers, and how to program microcontrollers.

The course is suitable for BTEC National in Engineering unit 6, Microcontroller systems for engineers.

Table of contents:
– Introduction
– Intro to microcontrollers
– Using E-blocks
– Flowcode – first program
– Flowcode – examples
– Programming exercises
– Arduino adjustments

Campus license

de	**8128594**
en	**8094009**

Workbooks

Building System Technology – Training Packages



Basics of Electrical Protective Safety Measures

This workbook covers the basic principles of protective measures in the field of electricity using the EduTrainer Electrical Protective Measures.

Training content:
– RCDs
– Circuit-breakers
– Protective conductors

The workbook contains:
– Sample solutions
– Training notes
– Worksheets for students
– Graphics

Campus license:

de	**8214716**
en	**8214717**

Course on Festo LX
→ Electrical Protective Measures - EduTrainer



Power Supply Systems and Protective Grounding

This workbook deals with the topic of hazardous situations caused by electrical systems.

It addresses the emergence of hazards and the measures for preventing dangerous situations on the basis of realistic examples. It explains different mains systems as well as measures for protecting against direct and indirect contact and against electric shock (including in case of a fault).

The workbook contains:
– Sample solutions
– Training notes
– Worksheets for students
– Graphics

Campus license:

de	**8023440**
en	**8023441**
es	**8023442**
fr	**8023443**

Course on Festo LX:
→ Power Supply Systems and Protective Grounding

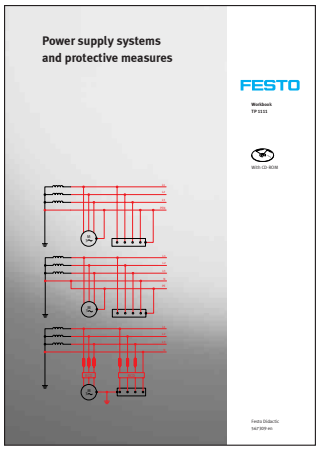

Power Supply Systems and Protective Measures

The workbook for power supply systems and protective measures covers in detail the topic of the safety of electrical systems in accordance with DIN VDE.

The specific conditions and the measures for avoiding dangerous situations are explored using realistic situations. Different types of networks (TN-C, TN-CS, TT and IT network), protection against direct and indirect contact, protection against electric shock (including in the event of a fault), protection through RCD, and initial and repeat testing of electrical systems and devices are explained in project form.

The workbook contains:
– Solutions
– Didactic notes
– Worksheets for the student
– Graphics

Campus license:

de	**567307**
en	**567309**
es	**567311**
fr	**567313**

Course on Festo LX:
→ Power Supply Systems and Electrical Safety Measures



Basic Principles of Electrical Installation

The basics of electrical installation are taught using the example of practical projects with planning, setup and testing of different basic circuits.

Training content:
– Planning and normative principles
– Circuit diagrams and circuit symbols
– Basic circuits
– Taught using practical project exercises

The workbook contains:
– Solutions
– Didactic notes
– Worksheets for the student
– Graphics

The worksheets support the learner in the information and planning phase as well as with execution, monitoring and documentation.

All exercises require independent performance, evaluation and documentation from the learner.

Campus license:

de	**8074437**
en	**8113396**
es	**8113397**

Course on Festo LX:
→ Basic Principles of Electrical Installations

Workbooks

Building System Technology – Training Packages

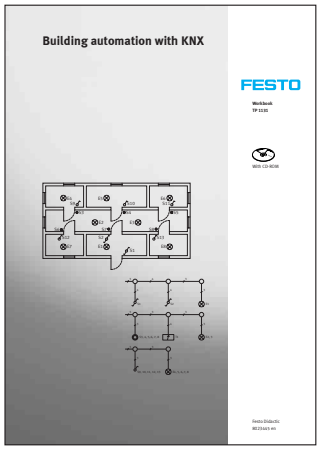

Building Automation with KNX

Modern buildings demand a wide variety of technologies, the most important being intelligent building automation, as a modern building cannot function without it.

The workbook for the basic principles of building automation introduces the relevant topics in realistic projects. Focus is on the software tools, equipment, and configuration, as well as their interaction and extended options.

The workbook contains:
– Solutions
– Didactic notes
– Worksheets for the student
– Graphics

Campus license:

de	**8023444**
en	**8023445**
es	**8023446**
fr	**8023447**

Course on Festo LX:
➔ Building Automation with KNX



Smart Home

This workbook contains theoretical knowledge, practical exercises as well as evaluations, with answers included in the trainer's version.

The learning activities are designed to be carried out using TP 1135.

Training content:
– Understand the basic structure of smart home systems
– Design a method to gather, transmit and process data with smart home components
– Select and integrate smart home components
– Install a smart home system and connect different technologies
– Back up and restore data

Campus license:

de	**8224944**
en	**8224945**

Course on Festo LX:
➔ Smart Home



Building HVAC Controls

Course designed for use with the Building HVAC Control Learning System.

This workbook introduces students to the basic principles of heating, ventilation, and air conditioning (HVAC). It covers components used in HVAC systems, and teaches skills required to work in the HVAC field. Throughout the activities, students develop practical knowledge on how to install, maintain, and troubleshoot HVAC systems. They become familiar with a variety of HVAC systems.

Training content:
– Describe the operation of HVAC systems, sub-systems, and components
– Wire HVAC control circuits
– Read and understand technical documents such as wiring diagrams
– Troubleshoot malfunctions and determine how to correct them

The campus license includes the PDF files of the student manuals and instructor guides.

Campus license:

de	**793120**
en	**793119**
es	**793122**

Courses on Festo LX
➔ Building HVAC - Direct Digital Control (CGM Controllers)



Electric Vehicle AC Charging Stations

Course designed for use with the Electric Vehicle AC Charging Station Learning System, type 1 or type 2.

Training content:
– Introduction to electric vehicle AC charging stations
– Electric vehicle supply equipment familiarization and basics
– Electric vehicle basics
– Installation, commissioning, and testing
– Commercial functions (energy meter and RFID)
– Troubleshooting
– Load management
– Open Charge Point Protocol (OCPP)

The campus license includes the PDF files of the student manuals and instructor guides.

Campus license (Type 1 charging stations):

en	**8236774**

Campus license (Type 2 charging stations):

en	**8244894**

Course on Festo LX
➔ Electric Vehicle AC Charging Stations



Energy-Efficient Lighting Engineering

Different lamps are compared in terms of mode of operation, light produced, industrial energy efficiency and dimming processes.

Training content:
– Method of operation of lamps
– Industrial energy efficiency of lamps
– Light and light temperature
– Dimming properties
– Taught using practical project exercises

The workbook contains:
– Solutions
– Didactic notes
– Worksheets for the student
– Graphics

The worksheets support the learner in the information and planning phase as well as with execution, monitoring and documentation.

Campus license:

de	**8074441**
en	**8113398**
es	**8113399**

Course on Festo LX:
→ Energy-Efficient Lighting Engineering



High-Power LEDs

The most modern and energy efficient way of lighting.

The workbook provides practical project exercises for an introduction to high-power LEDs. Particular attention is paid to the mode of operation of the LEDs, the light they produce as well as industrial energy efficiency.

The learning activities are designed to be carried out using TP 1144.

Training content:
– Method of operation of LEDs
– Industrial energy efficiency of LEDs
– Dimming LEDs
– Light and light temperature
– Taught using practical project exercises

Campus license:

de	**8074440**
en	**8111399**
es	**8111400**

Course on Festo LX:
→ High-Power LEDs



DALI LIghting Control

This workbook contains theoretical knowledge, practical exercises as well as evaluations, with answers included in the trainer's version.

The learning activities are designed to be carried out using TP 1145.

Training content:
– Understand and implement DALI bus systems
– Create light scenes
– Light scene control
– Control light scenes with sensors
– RGBW color control

Campus license:

de	**8224951**
en	**8224952**

Course on Festo LX:
→ DALI

Workbooks

Building System Technology – Renewable Energy



Introduction to Solar Thermal Energy

Course designed for use with the Solar Thermal Learning System, LabVolt Series 46121.

Training content:
– Thermal energy fundamentals
– Trainer familiarization and safety
– Site analysis
– System sizing

The campus license includes the PDF files of the student manuals and instructor guides.

Campus license:

en (Imperial units)	**8060788**
en (SI units)	**8060789**
fr	**8060790**
es	**8060791**
de	**8060792**

Course on Festo LX
→ Introduction to Solar Thermal Energy



Solar Thermal Energy Systems

Course designed for use with the Solar Thermal Learning System, LabVolt Series 46121.

Training content:
– Solar heating and cooling systems
– Collecting thermal energy
– Storing and exchanging thermal energy
– Supplying and controlling thermal energy

The campus license includes the PDF files of the student manuals and instructor guides.

Campus license:

en (Imperial units)	**8060788**
en (SI units)	**8060789**
fr	**8060790**
es	**8060791**
de	**8060792**

Course on Festo LX
→ Solar Thermal Energy Systems



Multi-Loop Systems

Course designed for use with the Solar Thermal Learning System, LabVolt Series 46121.

Training content:
– Closed-loop water heating
– Closed-loop surface heating
– Closed-loop air heating
– Closed-loop drainback systems
– Closed-loop combination systems
– Closed-loop combination systems
– System performance

The campus license includes the PDF files of the student manuals and instructor guides.

Campus license:

en (Imperial units)	**8060788**
en (SI units)	**8060789**
fr	**8060790**
es	**8060791**
de	**8060792**

Course on Festo LX
→ Multi-Loop Systems

Drive Technology and Motor Control



Fundamentals of Circuits With Contacts

Contactor controls still have their place despite increasing automation and increasingly cost-effective control electronics. The workbook for the fundamentals of circuits with contacts covers the specific topics relating to relays and contactor controls in six realistic projects plus an additional project for soft starters. The control circuit with topics such as self-latching loop and locking plays just as important a role here as the primary circuit with the circuits for asynchronous three-phase motors, from simple starting to star-delta reversing circuit.

The workbook contains:
– Solutions
– Didactic notes
– Worksheets for the student
– Graphics

Campus license:

de	**570901**
en	**567315**
es	**567317**
fr	**567319**

Course on Festo LX:
→ Fundamentals of Circuits With Contacts

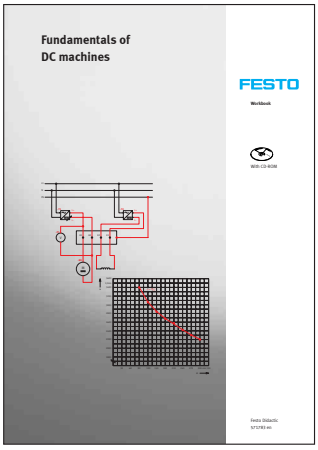

Fundamentals of DC Machines

In drive technology, DC drives currently play a major role in mobile drive solutions. The workbook for the fundamentals of DC machines covers the specific topics relating to DC drives. The content is first elaborated theoretically and then consolidated in exercises. In addition to the design of the machines, their circuitry and areas of application are demonstrated in realistic projects.

The workbook contains:
– Solutions
– Didactic notes
– Worksheets for the student
– Graphics

Campus license:

de	**571781**
en	**571783**
es	**571785**

Course on Festo LX:
→ Fundamentals of DC Machines

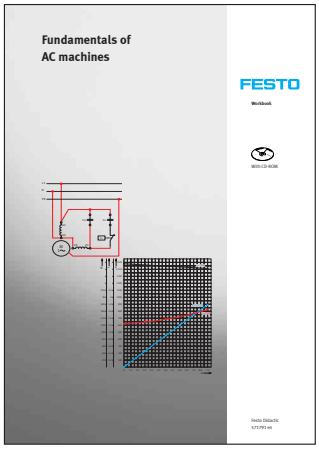

Fundamentals of AC Machines

We come into contact with AC drives every day, as these motors are commonly used in household appliances and electric handheld tools in particular. The workbook for the fundamentals of AC machines introduces the topics relating to AC motors in realistic projects. Particular emphasis is placed on design, circuitry and areas of application. Control questions on the content facilitate the assessment of learning success.

The workbook contains:
– Solutions
– Didactic notes
– Worksheets for the student
– Graphics

Campus license:

de	**571789**
en	**571791**
es	**571793**

Course on Festo LX:
→ Fundamentals of AC Machines



Fundamentals of Three-Phase Current Machines

The sturdy design and wide range of applications thanks to modern power electronics have contributed to three-phase motors becoming the standard drives for industrial applications. In the workbook for the fundamentals of three-phase current machines, the design, connection and areas of application are explained on the basis of realistic project exercises. The machines are exposed to a wide range of simulated load situations in order to determine their options.

The workbook contains:
– Solutions
– Didactic notes
– Worksheets for the student
– Graphics

Campus license:

de	**571797**
en	**571799**
es	**571801**
fr	**571803**

Course on Festo LX:
→ Fundamentals of Three-Phase Current Machines

Workbooks

Drive Technology and Motor Control



Speed Control of Three-Phase Asynchronous Motors With Frequency Converters

Frequency converters are power electronic devices. They convert the fixed mains voltage with a fixed frequency into a three-phase system with a variable voltage and frequency. This makes it possible to control or regulate the speed of three-phase motors infinitely variably.

Frequency converters with a DC voltage intermediate circuit are used most frequently. The descriptions in the work book are therefore restricted to frequency converters with this design principle.

The following contents are communicated in 12 application-oriented project exercises: function, applications, energy optimization and programming.

The workbook contains:
– Sample solutions
– Training notes
– Worksheets for students

Campus license:

de	**8114398**
en	**8114399**
es	**8114400**
fr	**8114401**

Course on Festo LX:

→ Speed Control of Three-Phase Asynchronous Motors With Frequency Converters



Glossary of Electrical Drive Technology

Modern drive technology is characterized by the increased integration of electrical and mechanical components into drive systems. New and improved drive capabilities can be achieved through the use of compact power electronics, innovative motor concepts, optimized mechanical components, new materials, and high-performance communication technology.

This book lists the main concepts in glossary format and provides brief explanations to facilitate a better understanding of these drives. However since there is more to an electrical drive that just the electric motor, it also touches on areas such as measurement systems, power electronics, gearboxes, controllers, and components for transmitting power.

Campus license:

de	**539265**



Industrial Wiring

This workbook covers the assembly, installation, startup, maintenance, and troubleshooting of electrical wiring systems for industrial applications. The learning activities are designed to be performed using the Industrial Wiring Learning System.

Structure:
– Exercise 1: Presentation
– Exercise 2: Technical Drawings and Electrical Enclosures
– Exercise 3: Pull Boxes, Junction Boxes, and Conduit Bodies
– Exercise 4: Electrical Conduits
– Exercise 5: Fittings and Cable Trays
– Exercise 6: Electrical Schematics and Wiring Tables
– Exercise 7: DIN Rails, Wiring Ducts, and Electrical Panel Components
– Exercise 8: Wiring of an industrial installation
– Exercise 9: Running Wires Through Conduits
– Exercise 10: Commissioning
– Exercise 11: Troubleshooting
– Exercise 12: Maintenance
– Exercise 13: Modification of an Existing Electrical Installation
– Exercise 14: Written and Oral Reports

Campus license:

en	**8190364**

Course on Festo LX:

→ Industrial Wiring



Fundamentals of Frequency Converters with IGBTs

This workbook introduces the operation of three-phase, variable-frequency induction-motor drives. The learning activities are designed to be performed using the IGBT Training Package for TP 1410.

Structure:
– Three-Phase, Variable-Frequency Induction Motor Drive
– Three-Phase, Variable-Frequency Induction Motor Drive with Constant V/f Ratio

Campus license:

en	**8244290**



Basic Motor Control Technology

This workbook covers basic control circuits, three-phase induction motors, motor protection, reversible motor starters, braking, and reduced-voltage motor starting.

The learning activities are designed to be performed using TP 1221 or TP 1221-P.

Structure:
- Exercise 1: Fundamentals
- Exercise 2: Induction Motors
- Exercise 3: Motors Maintenance and Testing
- Exercise 4: Power Circuit and Manual Motor Starters
- Exercise 5: Control Circuit
- Exercise 6: Magnetic Starter
- Exercise 7: Jogging circuits
- Exercise 8: Automatic Starter
- Exercise 9: Timed Circuits
- Exercise 10: Reversible Motor Starters
- Exercise 11: Reduced Voltage Starters
- Exercise 12: Braking

Campus license :

en	**8174636**

Course on Festo LX:

→ Basic Motor Control Technology



Stepper and Servo Motor Control

This workbook covers the installation, wiring, and commissioning of a stepper and servo motor control system.

The learning activities are designed to be performed using TP 1423.

Structure:
- Exercise 1: Drive Commissioning and Manual Control
- Exercise 2: Open-Loop Position Control of a Rotative Axis
- Exercise 3: Closed-Loop Position Control of a Rotative Axis
- Exercise 4: Velocity Control of a Rotative Axis
- Exercise 5: Torque Control of a Linear Axis
- Exercise 6: Position Control of a Linear Axis
- Exercise 7: Single axis motion control with a PLC
- Exercise 8: Multi-axes motion control

The campus license includes the PDF files of the student manuals and instructor guides.

Campus license:

en	**8200982**

Course on Festo LX:

→ Stepper and Servo Motor Control



Stepper Motor Control

This workbook Covers the installation, wiring, and commissioning of a stepper motor control installation.

The learning activities are designed to be performed using TP 1423 or TP 1421.

Structure:
- Exercise 1: Drive Commissioning and Manual Control
- Exercise 2: Open-Loop Position Control of a Rotative Axis
- Exercise 3: Closed-Loop Position Control of a Rotative Axis
- Exercise 4: Velocity Control of a Rotative Axis
- Exercise 5: Torque Control of a Linear Axis
- Exercise 6: Position Control of a Linear Axis
- Exercise 7: Single axis motion control with a PLC
- Exercise 8: Multi-axes motion control

The campus license includes the PDF files of the student manuals and instructor guides.

Campus license:

en	**8200982**

Course on Festo LX:

→ Stepper Motor Control



Servo Motor Control

This workbook covers the installation, wiring, and commissioning of a servo motor control system.

The learning activities are designed to be performed using TP 1423 or TP 1422.

Structure:
- Exercise 1: Drive Commissioning and Manual Control
- Exercise 2: Introduction to Position Control of a Rotative Axis
- Exercise 3: Closed-Loop Position Control of a Rotative Axis
- Exercise 4: Velocity Control of a Rotative Axis
- Exercise 5: Torque Control of a Linear Axis
- Exercise 6: Position Control of a Linear Axis
- Exercise 7: Single axis motion control with a PLC
- Exercise 8: Multi-axes motion control

The campus license includes the PDF files of the student manuals and instructor guides.

Campus license:

en	**8200982**

Course on Festo LX:

→ Servo Motor Control

Workbooks

Digital Protective Relays



Overcurrent and Overload Protection Using Protective Relays

The learning activities in this workbook are designed to be performed using the Numerical Overcurrent Relay, the Numerical Distance Relay, or the Numerical Differential Relay.

Course structure:
- Exercise 1: Overcurrent Protection
- Exercise 2: Overcurrent and Overload Protection of AC Machines and Power Transformers
- Exercise 3: Overcurrent Protection of Radial Feeders
- Introduction to the DIGSI 5 Software from Siemens

Campus license:

en	**On request**

Note: This workbook is included in multiple campus licenses. Please check with your representative to confirm which one applies to you.

Course on Festo LX:

→ Overcurrent and Overload Protection Using Protective Relays



Directional Protection

The learning activities in this workbook are designed to be performed using the Numerical Overcurrent Relay or the Numerical Distance Relay.

Course structure:
- Exercise 1: Directional overcurrent protection
- Exercise 2: Directional comparison protection
- Exercise 3: Directional power protection
- Introduction to the DIGSI 5 Software from Siemens

Campus license:

en	**On request**

Note: This workbook is included in multiple campus licenses. Please check with your representative to confirm which one applies to you.

Course on Festo LX:

→ Directional Protection



Differential Protection

The learning activities in this workbook are designed to be performed using the Numerical Differential Relay.

Topic coverage:
- Exercise 1: Fundamentals of Differential Protection
- Exercise 2: Percentage Restrained Differential Protection
- Introduction to the DIGSI 5 Software from Siemens

Campus license:

en	**On request**

Note: This workbook is included in multiple campus licenses. Please check with your representative to confirm which one applies to you.

Course on Festo LX:

→ Differential Protection



Distance Protection

The learning activities in this workbook are designed to be performed using the Numerical Distance Relay.

Course structure:
- Exercise 1: Distance Relay Impedance Characteristic
- Exercise 2: Conventional Time-Stepped Distance Protection
- Exercise 3: Distance Protection Using Communication-Assisted Tripping Schemes
- Introduction to the DIGSI 5 Software from Siemens

Campus license:

en	**On request**

Note: This workbook is included in multiple campus licenses. Please check with your representative to confirm which one applies to you.

Course on Festo LX:

→ Distance Protection

Electric Power Technology



DC Power Circuits

Training content
– Voltages and currents in electrical circuits
– Ohm's and Kirchhoff's laws
– Concept of equivalent resistance
– Equivalent resistance of a combination of resistors
– Power dissipated in a DC circuit
– Solution of complex series and parallel circuits using fundamental laws

Campus license:

en	**On request**

Note: This workbook is included in multiple campus licenses. Please check with your representative to confirm which one applies to you.

Course on Festo LX:
→ DC Power Circuits



Lead-Acid Batteries

Training content
– Fundamental principles of batteries
– Types and features of lead-acid batteries
– Charge and discharge characteristics
– Experiments with various methods for charging lead-acid batteries (constant-current, constant-voltage, modified constant-voltage, float charging, trickle)

Campus license:

en	**On request**

Note: This workbook is included in multiple campus licenses. Please check with your representative to confirm which one applies to you.

Course on Festo LX:
→ Lead-Acid Batteries



Ni-MH Batteries

Training content
– Reactions occurring during charge and discharge cycles
– Battery characteristics during discharge
– Calculation of energy released during a discharge cycle
– Effects of charge input, charge rate, and ambient temperature on the voltage and temperature profiles during a charge cycle
– Charging methods and charge-control techniques

Campus license:

en	**On request**

Note: This workbook is included in multiple campus licenses. Please check with your representative to confirm which one applies to you.

Course on Festo LX:
→ Ni-MH Batteries



Lithium-Ion Batteries

Training content
– Battery discharge and charge characteristics
– Battery balancing

Campus license:

en	**On request**

Note: This workbook is included in multiple campus licenses. Please check with your representative to confirm which one applies to you.

Course on Festo LX:
→ Lithium-Ion Batteries

Workbooks

Electric Power Technology



Hydrogen Fuel Cell

Training content
– The basic functions of the fuel cell system
– The characteristic curve
– Parameters influencing the characteristic curve
– Determination of the hydrogen current curve
– Efficiency of the fuel cell stack
– Set-up of a fuel cell power supply
– Efficiency of a fuel cell power supply

Campus license:

en	**On request**

Note: This workbook is included in multiple campus licenses. Please check with your representative to confirm which one applies to you.

Course on Festo LX:
➔ Hydrogen Fuel Cell



Home Energy Production

Training content
– Stand-alone home energy production
– Single-phase grid-tied inverter (PWM rectifier/onverter)
– Grid-tied home energy production using a solar or wind power inverter without DC-to-DC converter
– Large-scale energy storage: A step in the implementation of the smart grid

Campus license:

en	**On request**

Note: This workbook is included in multiple campus licenses. Please check with your representative to confirm which one applies to you.

Course on Festo LX:
➔ Home Energy Production



Solar Power (Photovoltaic)

Training content
– Diode
– Solar panel
– Effect of temperature on solar panel performance
– Energy storage into lead-acid batteries
– Effect of shading on solar panel operation
– Solar panel orientation
– Insolation and performance

Campus license:

en	**On request**

Note: This workbook is included in multiple campus licenses. Please check with your representative to confirm which one applies to you.

Course on Festo LX:
➔ Solar Power



Photovoltaic Systems

Training content
– Standalone PV systems for DC Loads
– Use of an MPPT charge controller in standalone PV systems
– Standalone PV systems for AC Loads
– Grid-Tied PV Systems

Campus license:

en	**On request**

Note: This workbook is included in multiple campus licenses. Please check with your representative to confirm which one applies to you.

Course on Festo LX:
➔ Photovoltaic System



Introduction to Wind Power

Training content
– Wind turbines and small-scale wind power
– Voltage-speed and torque-current characteristics of a wind turbine generator
– Wind power variation with wind speed
– Energy storage in batteries

Campus license:

en	**On request**

Note: This workbook is included in multiple campus licenses. Please check with your representative to confirm which one applies to you.

Course on Festo LX:
→ Introduction to Wind Power



Wind Power Systems

Training content
– Standalone wind power systems for DC loads
– Standalone wind power systems for AC loads

Campus license:

en	**On request**

Note: This workbook is included in multiple campus licenses. Please check with your representative to confirm which one applies to you.

Course on Festo LX:
→ Wind Power Systems



DC Power Electronics

Training content
– Operation and characteristics of diodes and switching transistors
– Buck, boost, buck/boost, and four-quadrant choppers
– Concept of voltage-type and current-type circuits, and free-wheeling diodes
– Ripple phenomenon in a chopper
– Implement a lead-acid battery charger using a buck chopper with feedback loop

Campus license:

en	**On request**

Note: This workbook is included in multiple campus licenses. Please check with your representative to confirm which one applies to you.

Course on Festo LX:
→ DC Power Electronics



Single-Phase AC Power Circuits

Training content
– Voltage and current sine waves
– Power dissipated in a resistive load
– Inductive reactance and capacitive reactance
– Relationship between the source frequency and the reactance of an inductor or a capacitor
– Active, reactive, and apparent power
– Impedance calculation method and the power triangle method

Campus license:

en	**On request**

Note: This workbook is included in multiple campus licenses. Please check with your representative to confirm which one applies to you.

Course on Festo LX:
→ Single-Phase AC Power Circuits

Workbooks

Electric Power Technology



Single-Phase AC Power Electronics

Training content
– Operation of power diode
– Single-phase rectifiers
– Half-wave and full-wave rectifier
– Average DC voltage
– Operation of the single-phase PWM inverter

Campus license:

en	**On request**

Note: This workbook is included in multiple campus licenses. Please check with your representative to confirm which one applies to you.

Course on Festo LX:
→ Single-Phase AC Power Electronics



Three-Phase AC Power Electronics

Training content
– Analysis of three-phase half-wave and full-wave rectifiers, as well as single- and three-phase PWM inverters
– Voltage and current waveforms
– Advantages of three-phase rectifiers over single-phase rectifiers
– Dual polarity DC power supply

Campus license:

en	**On request**

Note: This workbook is included in multiple campus licenses. Please check with your representative to confirm which one applies to you.

Course on Festo LX:
→ Three-Phase AC Power Electronics



Single-Phase Power Transformer

Training content
– Turns, voltage, and current ratios
– Characteristics of step-up and step-down power transformers
– Polarity of power transformer windings
– Equivalent diagram of a power transformer.
– Voltage, current, and power ratings
– Effect of saturation on the magnetizing current and no-load power losses of a power transformer

Campus license:

en	**On request**

Note: This workbook is included in multiple campus licenses. Please check with your representative to confirm which one applies to you.

Course on Festo LX:
→ Single-Phase Power Transformer



Conventional DC Machines and Universal Motor

Training content
– Fundamentals of rotating machines
– Prime mover and brake operation
– DC motors and generators
– Series, shunt, compound, separately-excited motors
– Shunt, separately-excited, and compound DC generators
– Armature reaction and saturation effect
– Universal motor

Campus license:

en	**On request**

Note: This workbook is included in multiple campus licenses. Please check with your representative to confirm which one applies to you.

Course on Festo LX:
→ Conventional DC Machines and Universal Motor



Three-Phase AC Power Circuits

Training content
– Difference between line and phase voltages and currents
– Active power dissipated in each phase of a three-phase circuit and the total active power dissipated
– Phase sequence and wye and delta circuit configuration
– Active, reactive, and apparent power in balanced, wye- or delta-connected, three-phase circuits

Campus license:

en	**On request**

Note: This workbook is included in multiple campus licenses. Please check with your representative to confirm which one applies to you.

Course on Festo LX:
→ Three-Phase AC Power Circuits



High-Frequency Power Transformers

Training content
– High-frequency power transformers and their uses
– Effect of frequency on the power rating of transformers
– Analysis of high-frequency power transformers in switched-mode power supplies and insulated DC-to-DC converters

Campus license:

en	**On request**

Note: This workbook is included in multiple campus licenses. Please check with your representative to confirm which one applies to you.

Course on Festo LX:
→ High-Frequency Power Transformers



Thyristor Power Electronics

Training content
– Diodes
– Single-phase half-wave rectifier and single-phase full-wave (bridge) rectifier
– Voltage and current waveforms
– Thyristor in AC circuits with loads
– Thyristor three-phase rectifier/ inverter

Campus license:

en	**On request**

Note: This workbook is included in multiple campus licenses. Please check with your representative to confirm which one applies to you.

Course on Festo LX:
→ Thyristor Power Electronics



Three-Phase Rotating Machines

Training content
– Prime mover and brake operation
– Three-phase squirrel-cage induction machines
– Eddy-current braked and asynchronous generator
– Synchronous motor
– Synchronous generators (alternators)
– Voltage, torque
– Generator synchronization

Campus license:

en	**On request**

Note: This workbook is included in multiple campus licenses. Please check with your representative to confirm which one applies to you.

Course on Festo LX:
→ Three-Phase Rotating Machines

Workbooks

Electric Power Technology



Three-Phase Transformer Banks

Training content
– Operation of three-phase transformer banks
– Connection of the windings of 3-phase transformer banks in wye, delta, wye-wye, delta-delta, wye-delta, or delta-wye configuration
– Voltage, current, and phase relationships between the primary and secondary windings
– Uses of three-phase transformer banks in 3-phase AC power circuits

Campus license:

en	**On request**

Note: This workbook is included in multiple campus licenses. Please check with your representative to confirm which one applies to you.

Course on Festo LX:
→ Three-Phase Transformer Banks



Three-Phase Induction Motor Starters

Training content
– Induction motor starters
– Direct on-line (DOL) starters and soft starters
– Advanced features of soft starters

Campus license:

en	**On request**

Note: This workbook is included in multiple campus licenses. Please check with your representative to confirm which one applies to you.

Course on Festo LX:
→ Three-Phase Induction Motor Starters



Single-Phase Induction Motors

Training content
– AC induction motors
– Operation and characteristics of single-phase induction motors

Campus license:

en	**On request**

Note: This workbook is included in multiple campus licenses. Please check with your representative to confirm which one applies to you.

Course on Festo LX:
→ Single-Phase Induction Motors



Three-Phase Wound-Rotor Induction Machines

Training content
– Three-phase wound-rotor induction machine with a short-circuited rotor
– Three-phase wound-rotor induction machine with rotor resistance

Campus license:

en	**On request**

Note: This workbook is included in multiple campus licenses. Please check with your representative to confirm which one applies to you.

Course on Festo LX:
→ Three-Phase Wound-Rotor Induction Machines



AC Transmission Line

Training content
– Equivalent circuits and characteristics of AC transmission lines for resistive, inductive, and capacitive loads
– Voltage compensation
– Active power transmission
– Shunt-capacitor substations
– Control of the flow of active and reactive power

Campus license:

en	**On request**

Note: This workbook is included in multiple campus licenses. Please check with your representative to confirm which one applies to you.

Course on Festo LX:
→ AC Transmission Lines



Permanent Magnet DC Motor

Training content
– Prime mover and brake operation
– Basic functions of the 4-quadrant dynamometer/power supply
– Polarity of speed, torque, and mechanical power
– Construction of permanent magnet DC machines and their operation as generators
– Voltage-speed and torque-current characteristics of a permanent magnet DC machine operating as a generator or as a motor

Campus license:

en	**On request**

Note: This workbook is included in multiple campus licenses. Please check with your representative to confirm which one applies to you.

Course on Festo LX:
→ Permanent Magnet DC Motor



Three-Phase Motor Drives

Training content
– Principles and operation of 3-phase variable-frequency induction motor drive
– Three-phase variable-frequency induction motor drive with a constant Volt-per-Hertz (V/f) ratio

Campus license:

en	**On request**

Note: This workbook is included in multiple campus licenses. Please check with your representative to confirm which one applies to you.

Course on Festo LX:
→ Three-Phase Motor Drives



BLDC Motors and Vector Control PMSM Drives

Training content
– Permanent magnet synchronous machines
– PMSM control using a three-phase, six-step 120° modulation inverter
– BDLC motor
– Vector control PMSM drive

Campus license:

en	**On request**

Note: This workbook is included in multiple campus licenses. Please check with your representative to confirm which one applies to you.

Course on Festo LX:
→ BLDC Motors and Vector Control PMSM Drives

Workbooks

Electric Power Technology



Power Factor Correction

Training content
– Types of power corrections: plant-wide versus distributed
– Using banks of switched capacitors
– Correction in three-phase circuits

Campus license:

en	**On request**

Note: This workbook is included in multiple campus licenses. Please check with your representative to confirm which one applies to you.

Course on Festo LX:
➔ Power Factor Correction



Three-Phase PWM Rectifier/Inverter

Training content
– Three-phase pulse-width modulation (PWM) rectifier/inverter
– Block diagram
– Most common applications
– Active current and reactive current command variation
– Active and reactive power control

Campus license:

en	**On request**

Note: This workbook is included in multiple campus licenses. Please check with your representative to confirm which one applies to you.

Course on Festo LX:
➔ Three-Phase PWM Rectifier / Inverter



DC Motor Drives

Training content
– Basic PWM DC motor drives
– Bidirectional PWM DC motor drives with regenerative braking
– Speed feedback and current control in PWM DC motor drives

Campus license:

en	**On request**

Note: This workbook is included in multiple campus licenses. Please check with your representative to confirm which one applies to you.

Course on Festo LX:
➔ DC Motor Drives



Principle of Doubly-Fed Induction Generators (DFIG)

Training content
– Three-phase wound-rotor induction machine used as a synchronous machine
– Doubly-fed induction motors and generators

Campus license:

en	**On request**

Note: This workbook is included in multiple campus licenses. Please check with your representative to confirm which one applies to you.

Course on Festo LX:
➔ Doubly-Fed Induction Generators



High-Voltage DC Transmission Systems

Training content
– Voltage regulation and displacement power factor (DPF) in thyristor three-phase bridges
– Basic operation of HVDC transmission systems
– DC current regulation and power flow control in HVDC transmission systems
– Commutation failure at the inverter bridge
– Harmonic reduction using thyristor 12-pulse converters

Campus license:

en	**On request**

Note: This workbook is included in multiple campus licenses. Please check with your representative to confirm which one applies to you.

Course on Festo LX:
→ HVDC Transmission Systems



Static Synchronous Compensator (STATCOM)

Training content
– Voltage compensation of AC transmission lines using a STATCOM
– Dynamic power factor correction using a STATCOM

Campus license:

en	**On request**

Note: This workbook is included in multiple campus licenses. Please check with your representative to confirm which one applies to you.

Course on Festo LX:
→ Static Synchronous Compensator



Static Var Compensator (SVC)

Training content
– Main components of a Static Var Compensator (SVC)
– Voltage compensation of AC transmission lines using an SVC
– Dynamic power factor correction using an SVC

Campus license:

en	**On request**

Note: This workbook is included in multiple campus licenses. Please check with your representative to confirm which one applies to you.

Course on Festo LX:
→ Static Var Compensator



Introduction to Electric Power Substations

Training content
– Electric power substations
– High-voltage disconnecting switches and circuit breakers
– Single-bus scheme
– Double-bus, single breaker scheme

Campus license:

en	**On request**

Note: This workbook is included in multiple campus licenses. Please check with your representative to confirm which one applies to you.

Course on Festo LX:
→ Introduction to Electric Power Substations

Workbooks

Electric Power Technology



BLDC Motors and Vector Control PMSM Drives

Training content
– Permanent magnet synchronous machines
– PMSM control using a three-phase, six-step 120° modulation inverter
– BDLC motor
– Vector control PMSM drive

Campus license:

en	**On request**

Note: This workbook is included in multiple campus licenses. Please check with your representative to confirm which one applies to you.

Course on Festo LX:
➔ BLDC Motors and Vector Control PMSM Drives



Hydropower Electricity Generation

Training content
– Hydropower electricity generation
– Generator frequency and voltage control principles
– Generator synchronization using a synchro-check relay
– Generator operation with speed and voltage regulation
– Droop
– Generator parallel operation and load sharing

Campus license:

en	**On request**

Note: This workbook is included in multiple campus licenses. Please check with your representative to confirm which one applies to you.

Course on Festo LX:
➔ Hydropower Electricity Generation



Diesel Electricity Generation

Training content
– Generator frequency and voltage control principles
– Generator synchronization using a synchro-check relay
– Generator operation with speed and voltage regulation
– Generator speed and voltage regulation with droop
– Generator parallel operation and load sharing

Campus license:

en	**On request**

Note: This workbook is included in multiple campus licenses. Please check with your representative to confirm which one applies to you.

Course on Festo LX:
➔ Diesel Electricity Generation



Smart Grid

Training content
– Smart grid fundamentals
– Reducing power losses in electric power substations
– Upgrading a substation for operation in the smart grid
– Operating a substation in the smart grid

Campus license:

en	**On request**

Note: This workbook is included in multiple campus licenses. Please check with your representative to confirm which one applies to you.

Course on Festo LX:
➔ Smart Grid



Microgrid

Training content
– Active power transfer
– Reactive power transfer
– Microgrid start-up after a power outage
– Network reconnection
– Addition of a diesel generator in islanding mode

Campus license:

en	**On request**

Note: This workbook is included in multiple campus licenses. Please check with your representative to confirm which one applies to you.

Course on Festo LX:
→ Microgrid

Publisher

Festo Didactic SE
P.O. Box 10 07 10
73707 Esslingen
Rechbergstraße 3
73770 Denkendorf
Germany

Edition: October 2025

Terms and conditions of sale

➔ www.festo.com/didactic

As a result of continuous development and research work technical specifications and illustrations are subject to change. They are not binding. The specified data serves purely as a product description and is no guarantee in a legal sense.

All of the texts, diagrams, illustrations and drawings featured in this publication are the property of Festo Didactic SE and are thus protected under copyright.

Any reproduction, revision, translation, microfilming in any form, or storage and processing in electronic systems can only be undertaken with the written permission of Festo Didactic SE.

Festo Didactic SE

Rechbergstraße 3
73770 Denkendorf
Germany
Tel. +49 (711) 3467-0
did@festo.com

Festo Didactic Inc.

607 Industrial Way West
07724 Eatontown, New Jersey
United States
Tel. +1 (732) 938-2000
services.didactic@festo.com

Festo Didactic Ltée/Ltd

675, Rue du Carbone
Québec, Québec, G2N 2K7
Canada
Tel. +1 (418) 849-1000
services.didactic@festo.com

www.festo.com/didactic

FESTO

worldskills
Global Premium Partner

56849 en © 2025-10 Festo Didactic SE